

CAT:	FEET:
TYPE:	PROJECT:

Covelum™ ColorMIX dates back to incandescent halogen festoon days and has been upgraded as each new technology presents itself with mature and highly reliable performance. Bright, brilliant color saturation are what sets ColorMIX apart for specific applications when trying to keep consistant color requested. Covelum™ ColorMiX is a low voltage flexible festoon system that is designed for indirect interior applications. Covelum™ ColorMIX can do what LED tape light can't do by bending 90° to fit concave and convex curves on its "X" and "Y" axis.

#### Features

- Low Voltage (12V DC)
- Nichia LEDs
- Replicable and adjustable festoon lamps
- Bendable 90° on the X and Y axis
- Fits concave and convex curves without special hardware
- Eleven (11) colors available (Consult Factory for Custom Color)
- Max runs up to 81' with Class 1 and 40' with Class 2 power supplies
- Optional aluminum mounting channel available
- Use mounting clips for curved or arched applications

#### Mounting

Use optional aluminum mounting channel for linear mounting or use mounting clamps (2 per foot) for curved or arched applications.

#### Applications

- Ideal for both low and high ambient light interior applications coves and niches.
- Use for indoor applications

#### Warranty

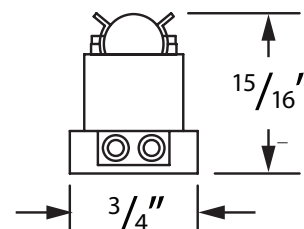
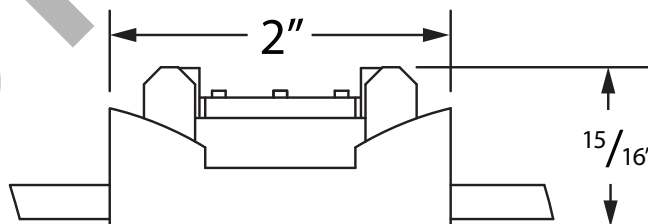
5 years

## Technical Information



LED Spacing	2.5" OC	3" OC	4" OC	5" OC	7" OC
*Watts/ft	4.3	3.4	2.6	2.1	1.5
Available Color	Red, Orange, Royal Blue, Green, Amber, Yellow, Burgundy, Purple, Leaf Green, Teal Green, Soft Blue				
Rated Life	75,000 hrs.				
Max Run Length Class 1	27'	34'	46'	58'	81'
Max Run Length Class 2	13'	17'	23'	29'	40'
Order Increments	1'				
Operating Voltage	12V DC				
Power Supply	Class 1, Class 2				
Dimmable	Yes				

## Profile Dimensions



## Recommended Power Supplies

## ADUL - NON DIMMING

DESCRIPTION	CAT NO	APPLICATION	PRIMARY VOLTAGE	SECONDARY VOLTAGE	CIRCUIT BREAKERS	MAX LOAD	CIRCUIT CAPACITY
ADUL Series Class 1 Transformer	ADUL-240-1-15-12-D	Indoor / Damp	100-277V AC 5ø60 HZ	12V DC	1	180W	15A

DESCRIPTION	CAT NO	APPLICATION	PRIMARY VOLTAGE	SECONDARY VOLTAGE	CIRCUIT BREAKERS	MAX LOAD	CIRCUIT CAPACITY
ADUL Series Class 2 Transformer	ADUL-80-1-5-12-D	Indoor / Damp	100-277V AC 5ø60 HZ	12V DC	1	60W	5A
	ADUL-150-2-5-12-D				2	2x60W	2x5A
	ADUL-240-3-5-12-D				3	3x60W	3x5A
	ADUL-320-4-5-12-D				4	4x60W	4x5A

## ADUL - 0-10V DIMMING

DESCRIPTION	CAT NO	APPLICATION	PRIMARY VOLTAGE	SECONDARY VOLTAGE	CIRCUIT BREAKERS	MAX LOAD	CIRCUIT CAPACITY
ADUL Series Class 2 Transformer	ADUL-80-1-5-12-DOT	Indoor / Damp	100-277V AC 5ø60 HZ	12V DC	1	60W	5A
	ADUL-150-2-5-12-DOT				2	2x60W	2x5A
	ADUL-240-3-5-12-DOT				3	3x60W	3x5A
	ADUL-320-4-5-12-DOT				4	4x60W	4x5A

## ADUL - DMX SINGLE ADDRESS

DESCRIPTION	CAT NO	APPLICATION	PRIMARY VOLTAGE	SECONDARY VOLTAGE	CIRCUIT BREAKERS	MAX LOAD	CIRCUIT CAPACITY
ADUL Series Class 2 Transformer	ADUL-80-1-5-12-DIN	Indoor / Damp	100-277V AC 5ø60 Hz	12V DC	1	60W	5A
	ADUL-150-2-5-12-DIN				2	2x60W	2x5A
	ADUL-240-3-5-12-DIN				3	3x60W	3x5A

## ADUL - DMX MULTI ADDRESS

DESCRIPTION	CAT NO	APPLICATION	PRIMARY VOLTAGE	SECONDARY VOLTAGE	CIRCUIT BREAKERS	MAX LOAD	CIRCUIT CAPACITY
ADUL Series Class 2 Transformer	ADUL-150-2-5-12-DIN-2	Indoor / Damp	100-277V AC 5ø60 Hz	12V DC	2	2x60W	2x5A
	ADUL-240-3-5-12-DIN-3				3	3x60W	3x5A
	ADUL-320-4-5-12-DIN-4				4	4x60W	4x5A

## INFINITY - MLV / ELV / 0-10V / PWM / TRIAC

DESCRIPTION	CAT NO	APPLICATION	PRIMARY VOLTAGE	SECONDARY VOLTAGE	CIRCUIT BREAKERS	MAX LOAD	MIN LOAD	CIRCUIT CAPACITY
Infinity Series Class 2 Transformer	INF-J-30-1-2.5-12	Indoor / Outdoor	100 - 277V AC	12VDC	1	30W	3W	2.5A
	INF-J-60-1-5-12				1	60W	6W	5A
	INF-J-180-3-5-12				3	3x60W	3x6W	3x5A
	INF-J-300-5-5-12				5	5x60W	5x6W	5x5A

## Recommended Dimmers

### DIMMING - 0-10V

DESCRIPTION	CAT NO	APPLICATION	INPUT VOLTAGE	OUTPUT VOLTAGE	MAX LOAD
0-10V Dimmer	DIM-LD-010	Indoor	24V DC	24V DC	30 mA max. output (sink only)

### DIMMING - MLV

DESCRIPTION	CAT NO	APPLICATION	INPUT VOLTAGE	OUTPUT VOLTAGE	MAX LOAD
MLV Dimmer	N-600	Indoor	120V AC	120V AC	450W
	N-1000				800W
	N-1500				1200W
	D-600				450W
	M-600				450W
	M-1000				800W

### DIMMING - ELV


DESCRIPTION	CAT NO	APPLICATION	INPUT VOLTAGE	OUTPUT VOLTAGE	MAX LOAD
ELV Dimmer	ME-600	Indoor	120V AC	120V AC	450W
	DE-300				300W

### DIMMING - DMX


DESCRIPTION	CAT NO	APPLICATION	INPUT VOLTAGE	OUTPUT PROTOCOL	MAX UNIVERSE
DMX Controller	TVOQ-1-WH	Indoor	5V DC	DMX 512	1
	TVOQ-2-BK		6V DC		
	TVOQ-2-WH				
	TVOQ-10-BK-7		6-7V DC		2
	TVOQ-10-WH-7				



**TVOQ-1-WH**  
WH (White only)



**TVOQ-10-XX-7**  
XX = BK (Black), WH (White)

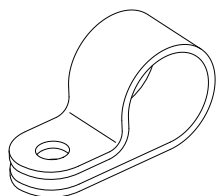


**TVOQ-2-XX**  
XX = BK (Black), WH (White)

## Ordering Information

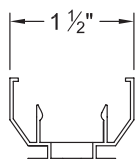
PRODUCT CODE	LED TYPE	LED SPACING	LED COLOR	VOLTAGE
CLL Covelum™	DM DM = Designer Model	2.5 = 2.5" OC 3.0 = 3.0" OC 4.0 = 4.0" OC 5.0 = 5.0" OC 7.0 = 7.0" OC	RD = Red OR = Orange RB = Royal Blue GN = Green AM = Amber YL = Yellow BR = Burgundy PP = Purple LG = Leaf Green TG = Teal Green SB = Soft Blue CS = Custom (Consult Factory)	12 12 = 12V DC

## Mounting Accessories



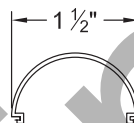
**CLL-CC**  
Cable Clamp

White PVC mounting clamp secures Covelum™ cable to surface with a single screw on each side of clamp. (Screws not provided.)  
Sold 10pk.



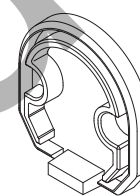
**CLL-CHAN-8**

Aluminum Mounting Channel For straight run applications. Channel screws into place and lamp sockets fit into channel, ensuring linear integrity and reducing installation time. The finish is standard satin aluminum. Comes in 8' sections.



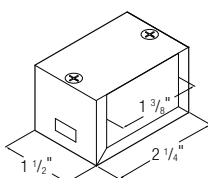
**CLL-LENS-C-8**  
Clear Lens  
**CLL-LENS-F-8**  
Frosted Lens  
**CLL-LENS-O-8**  
Opal Lens

Clear, Frosted or Opal polycarbonate lens for channel and shields. Protects lamps from direct contact. Comes in 8' sections.



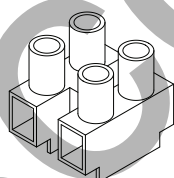
**CLL-CH-EC**  
Channel End Caps  
Sold Each.

## Wiring Accessories



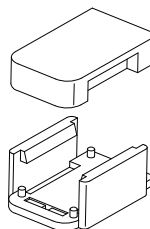
**JBOX**

Use to cover terminal block connections. One end of the terminal block screws directly into the Covelum™ LED lead wires, the other end accepts AWG #10, 12, 14 wire from power supply. 1 each terminal block included.



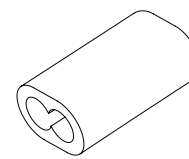
**TERM-BLK**

Terminal Block available separately.



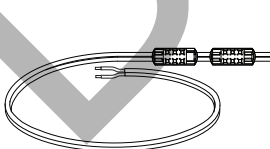
**CLL-EC**

Each length of Covelum™ LED can be terminated with PVC end caps to protect and insulate the conductors at the end of a run.



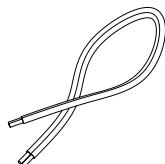
**LS-EC-CL**

Clear End Cap



**CLL-XEP-WH-10**

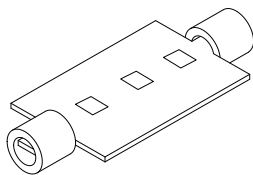
Additional Lead Wire  
10 AWG, 2 Conductor



**CLL-EP**

Straight Power Feed Lead:  
Factory installed 6", 10 AWG Power Lead.

## Accessories and Replacements



### COLORMIX PCB MODULES

#### CLL-DM-RD-12

Red

#### CLL-DM-OR-12

Orange

#### CLL-DM-RB-12

Royal Blue

#### CLL-DM-GN-12

Green

#### CLL-DM-AM-12

Amber

#### CLL-DM-YL-12

Yellow

#### CLL-DM-BR-12

Burgundy

#### CLL-DM-PP-12

Purple

#### CLL-DM-LG-12

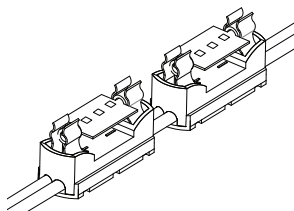
Leaf Green

#### CLL-DM-TG-12

Teal Green

#### CLL-DM-SB-12

Soft Blue



### \*REPLACEMENT STRAND

#### CLL-RS-2.5

Replacement Strand - 2.5" O.C.

#### CLL-RS-3.0

Replacement Strand - 3.0" O.C.

#### CLL-RS-4.0

Replacement Strand - 4.0" O.C.

#### CLL-RS-5.0

Replacement Strand - 5.0" O.C.

#### CLL-RS-7.0

Replacement Strand - 7.0" O.C.

\* Not including LED PCB modules