



8165 E Kaiser Blvd. Anaheim, CA 92808
www.lightlaboratory.com

Report No: L051809301TM30

Date: 6/1/2018



TM-30-15 REPORT

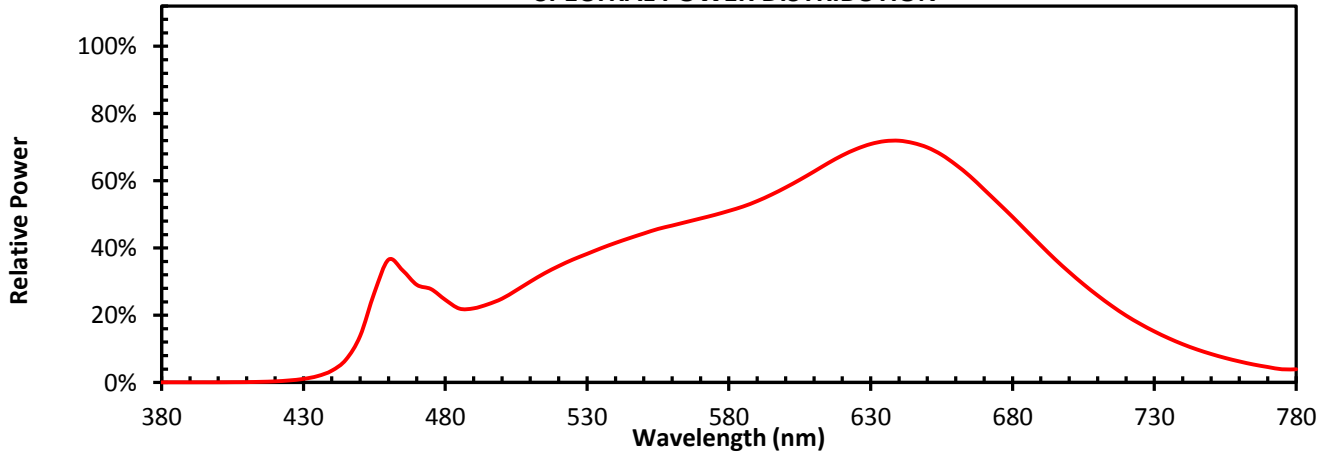
Report No:	L051809301TM30
Prepared For:	Tivoli LLC 15602 Mosher Ave. Tustin CA 92780
Model Number:	TPLE-SB-I-30-24
Testing Lab:	Light Laboratory Inc.
Reference report No:	L051806601
Remark:	This report is based on the data from Light Laboratory Inc. report L051806601

Results Summary

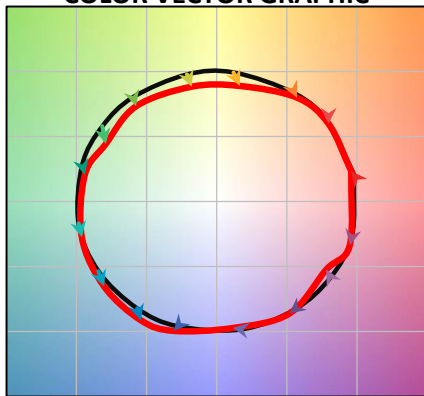
Metric	Result	Notes
R_f	87	IES TM-30-15 Fidelity Index
R_g	95	IES TM-30-15 Gamut Index
CIE R_a	97	CIE Test Color Method General Index
R_9	93	CIE Test Color Method Sample Nine Score
$R_{f,skin}$	87	Average of CES15 and CES18 (skin)
CCT	2987	Correlated Color Temperature
D_{uv}	0.0022	Distance from the blackbody locus
x	0.4411	CIE 1931 chromaticity coordinate
y	0.4111	CIE 1931 chromaticity coordinate
u	0.2503	CIE 1960 chromaticity coordinate
v	0.3498	CIE 1960 chromaticity coordinate
u'	0.2503	CIE 1976 chromaticity coordinate
v'	0.5247	CIE 1976 chromaticity coordinate

*All Results in accordance to IES TM-30-15: IES Method for Evaluating Light Source Color Rendition

SPECTRAL POWER DISTRIBUTION

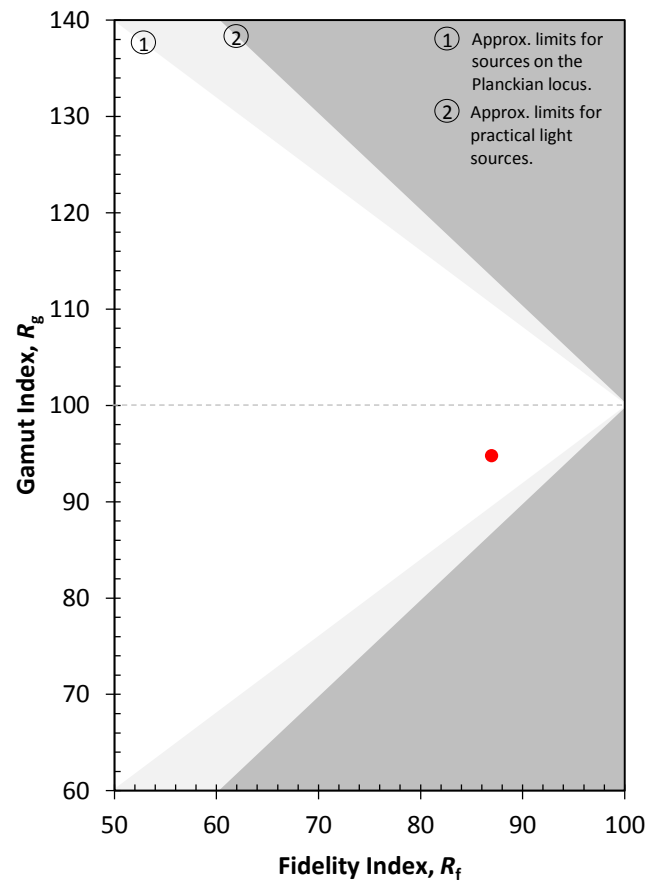


COLOR VECTOR GRAPHIC



— Reference Illuminant

COLOR DISTORTION GRAPHIC



This plot shows a comparison of the R_f and R_g values relative to the range of possible values .