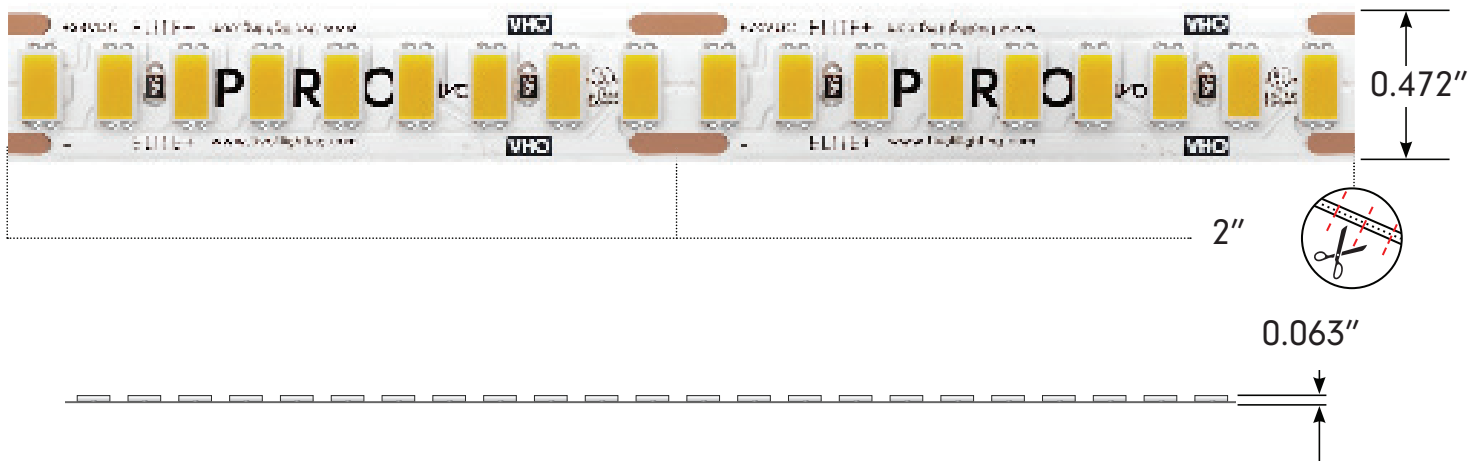




Project: \_\_\_\_\_ TYPE: \_\_\_\_\_

- Multiple intensities to choose from
- Low bin tolerance with a 1.5 Step McAdam Elipse standard
- High efficacy value
- Includes Tivoli's eXo shield coating
- Factory soldered lead wire
- Standard IP54 damp rated and IP67 wet location available
- Multiple mounting channel options
- Large range of available Kelvin temperatures
- Low lead times
- 4oz. Copper Trace
- 5 Year warranty

**Dimensions**





## Order Guide

PRODUCT CODE	TYPE	INTENSITY	INSTALL	LED COLOR	VOLTAGE
<b>TPLEP</b>	<b>PR</b>		<b>I</b>		<b>24</b>
<b>TPLEP</b> = TivoTape ELITE Plus+	<b>PR</b> = Pro	<b>SB</b> = Standard Brightness <b>HO</b> = High Output <b>VHO</b> = Very High Output	<b>I</b> = Indoor	<b>18</b> = 1800K <b>22</b> = 2200K <b>24</b> = 2400K <b>27</b> = 2700K <b>30</b> = 3000K <b>35</b> = 3500K <b>40</b> = 4000K <b>50</b> = 5000K	<b>24</b> = 24V DC

Note: A layout/drawing must accompany each order showing run length and location  
 Note: Runs with LEAD-C are rounded **up** to next cut interval (unless otherwise specified)  
 Note: Runs with LEAD-D are rounded **down** to next cur interval (unless otherwise specified)

## Specification

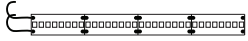
SB Standard Brightness								
Kelvin Temperature	1800K	2200K	2400K	2700K	3000K	3500K	4000K	5000K
Lumens/ft	360	436	444	465	489	491	536	537
Efficacy (Lm/W)	146	175	180	186	194	195	215	209
CRI	91	93	92	93	93	94	93	94
Measured Power W/ft	2.5	2.5	2.5	2.5	2.5	2.5	2.5	2.6
Listed Power W/ft.	3							
Max Run	30'							

HO High Output								
Kelvin Temperature	1800K	2200K	2400K	2700K	3000K	3500K	4000K	5000K
Lumens/ft	515	617	635	656	679	688	762	779
Efficacy (Lm/W)	143	171	176	182	190	191	208	211
CRI	93	93	93	93	93	93	93	93
Measured Power W/ft	3.6	3.6	3.6	3.6	3.6	3.6	3.7	3.7
Listed Power W/ft.	4.5							
Max Run	20'							

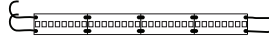
VHO Very High Output								
Kelvin Temperature	1800K	2200K	2400K	2700K	3000K	3500K	4000K	5000K
Lumens/ft	707	848	872	901	941	945	1019	1063
Efficacy (Lm/W)	141	179	174	180	188	189	199	208
CRI	93	93	93	93	93	93	93	93
Measured Power W/ft	5	5	5	5	5	5	5.1	5.1
Listed Power W/ft.	6							
Max Run	15'							

Electrical	
Input Voltage	24V
Dimming	MLV/ELV/0-10V/DMX
Physical	
LED Package	5630
LEDs/ft	54
Adhesive	3M VHB Tape
Copper Trace	4 Ounce
Dimensions	0.472" (12mm)
Cut Increments	2" (50.8mm)
Operating Temperature	-40°F (-40°C) ~ +140°F (+60°C)
Certification and Testing	
Certification	UL Listed, CE
Lumen Maintenance (L70)	60,000 hrs
Binning Tolerance	1.5 Step MacAdam Elipse
Environment	IP54 Damp Location, Conformal eXo Shield
Warranty	5 years

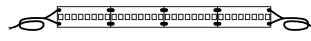
**Power Leads and Jumpers (Installed by Tivoli's certified solderers)**



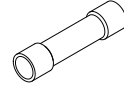
**TPL-I-LEAD-2-C**  
LEAD/END  
24" standard 2 conductor  
18AWG lead wire factory  
attached to one end of tape



**TPL-I-LEAD-2-D**  
LEAD/LEAD  
24" standard 2 conductor  
18AWG lead wire factory  
attached to both ends of tape



**TPL-I-XEP-2**  
EXTRA LEAD WIRE  
Additional factory attached  
18AWG lead 2 wire to extend  
lengths of LEAD-C and LEAD-D  
up to 20 ft. max  
Sold per foot



**TPL-I-CONN**  
18-22AWG BUTT CONNECTORS  
Used to interconnect factory  
attached lead wires.  
Sold individually.

**Snap Power Lead and Jumpers (For in-field connection)**



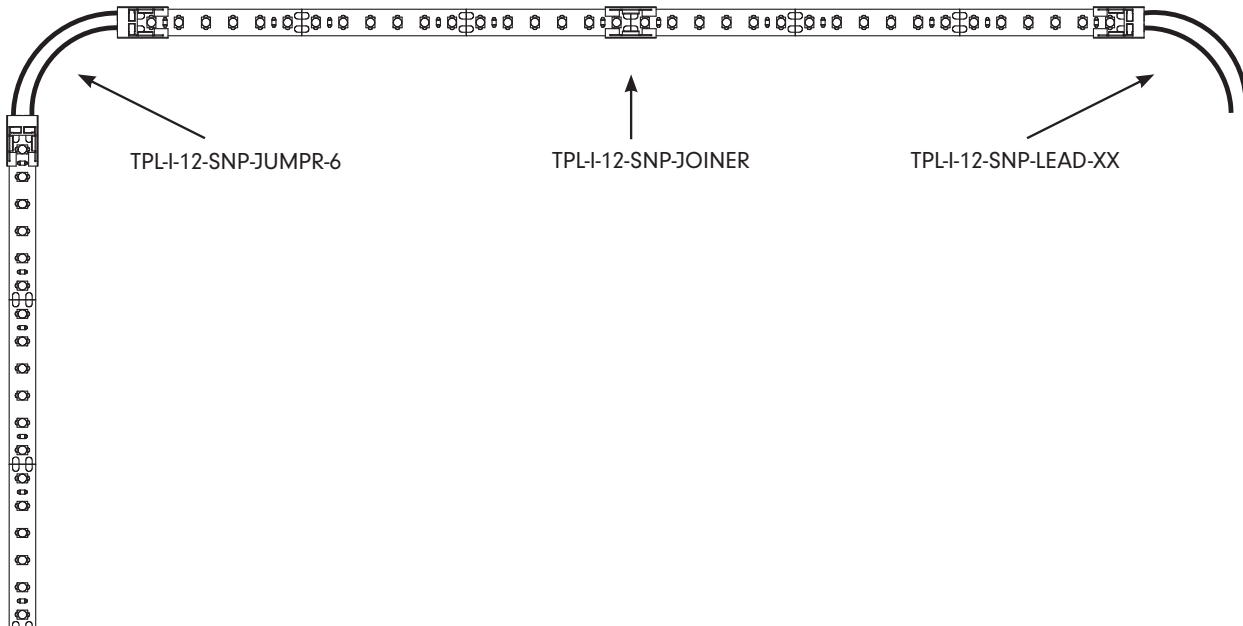
**TPL-I-12-SNP-LEAD-XX**  
**XX = 12 (12"), 60 (60")**  
2 conductor 20AWG lead wire  
field attached  
Sold 10pcs



**TPL-I-12-SNP-JUMPER-6**  
6" 2 conductor 20AWG jumper  
wire field attached  
Sold 10pcs

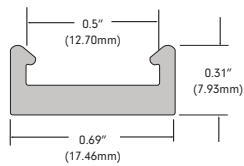


**TPL-I-12-SNP-JOINER**  
2 conductor joiner field  
attached  
Sold 10pcs

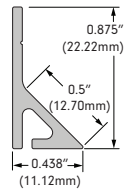


## Compatible Extrusions

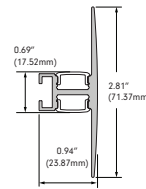
■ Fits 12mm Snap Connector



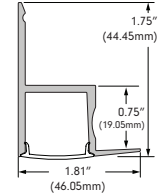
**MCHAN-8-LP**  
Low profile NO LENS OPTION  
clear polycarbonate, length 8'



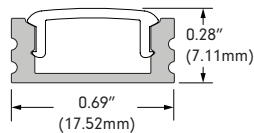
**TPL-I-45-MCH-8-S**  
White PVC, 45° NO LENS  
length 8'



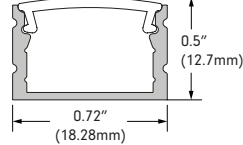
**DWAR-CHAN-SLV-6.5**  
Anodized Aluminum Extrusion,  
available in 6.5' lengths



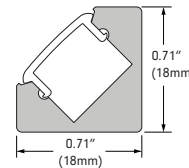
**EDGE-CHAN-SLV-6.5**  
Anodized Aluminum Extrusion,  
available in 6.5' lengths



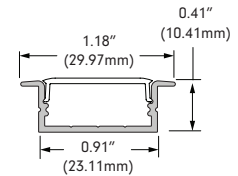
**MINI-CHAN-SLV-6.5**  
Anodized Aluminum Extrusion,  
available in 6.5' lengths



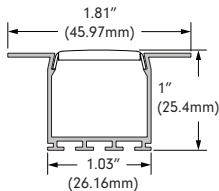
**MOFT-CHAN-SLV-6.5**  
Anodized Aluminum Extrusion,  
available in 6.5' lengths



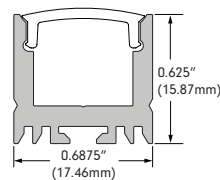
**DYER-CHAN-SLV-6.5**  
Anodized Aluminum Extrusion,  
available in 6.5' lengths



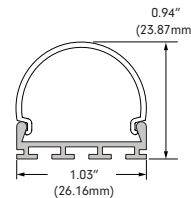
**WRNR-CHAN-SLV-6.5**  
Anodized Aluminum Extrusion,  
available in 6.5' lengths



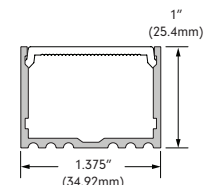
**NOYS-CHAN-SLV-6.5**  
Anodized Aluminum Extrusion,  
available in 6.5' lengths



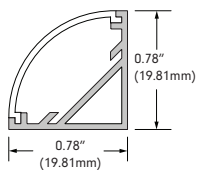
**VALN-CHAN-SLV-6.5**  
Anodized Aluminum Extrusion,  
available in 6.5' lengths



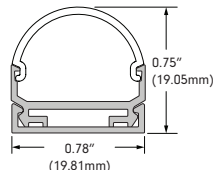
**DOME-CHAN-SLV-6.5**  
Anodized Aluminum Extrusion,  
available in 6.5' lengths



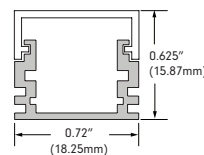
**ALTN-CHAN-SLV-6.5**  
Anodized Aluminum Extrusion,  
available in 6.5' lengths



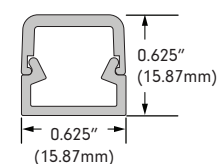
**MRSL-CHAN-SLV-6.5**  
Anodized aluminum extrusion  
available in 6.5' length



**HRIZ-CHAN-SLV-6.5**  
Anodized aluminum extrusion  
available in 6.5' length



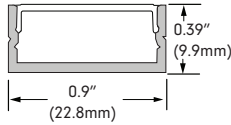
**ASTR-CHAN-SLV-6.5**  
Anodized aluminum extrusion  
available in 6.5' length



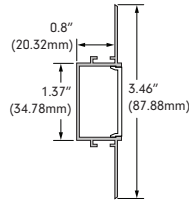
**INF-X-CHAN-8**  
X = C (clear), F (frosted)  
PC extrusion,  
available in 8' lengths

## Compatible Extrusions

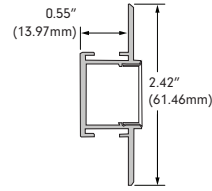
■ Fits 12mm Snap Connector



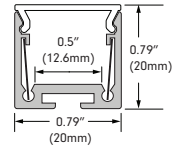
**COTA-CHAN-SLV-6.5**  
Anodized Aluminum Extrusion,  
available in 6.5' lengths



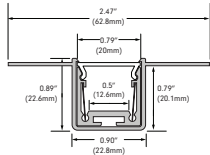
**CARU-CHAN-SLV-6.5**  
Anodized aluminum extrusion,  
available in 6.5' lengths



**HAYS-CHAN-SLV-6.5**  
Anodized Aluminum Extrusion,  
available in 6.5' lengths

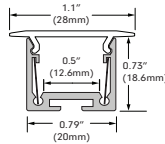


**DUET-04-CHAN-XXX-6.5**  
**XXX = SLV (silver), WHT (white),  
GLD (gold), BLK (black)**  
Aluminum extrusion  
6.5' Length



**DUET-04-CHAN-M-6.5**  
Mud-In PC fire-proof extrusion  
6.5' Length

Note: **DUET-04-CHAN-SLV-6.5** and **DUET-04-CHAN-M-6.5** are required for mud-in application



**DUET-04-CHAN-SLV-6.5**  
Anodized aluminum extrusion  
available in 6.5' length

Note: **DUET-04-CHAN-SLV-6.5** and **DUET-04-LNS-R-XXX-6.5** are required for recessed application



Note: For complete information on DUET profile, refer to specification

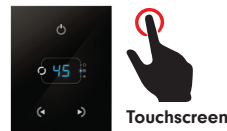
## In-Wall Controls



**TVOQ-1-WH**  
White



**TVOQ-10-XX-7**  
**XX = BK (Black), WH (White)**



**TVOQ-2-BK**  
Black

## Recommended Power Supplies

### INFINITY - MLV / ELV / 0-10V / PWM / TRIAC

DESCRIPTION	CAT NO	APPLICATION	PRIMARY VOLTAGE	SECONDARY VOLTAGE	CIRCUIT BREAKERS	MAX LOAD	MIN LOAD	CIRCUIT CAPACITY
Infinity Series Class 2 Transformer	INF-J-30-1-1.3-24	Indoor / Outdoor	100 - 277V AC	24V DC	1	30W	3W	1.3A
	INF-J-60-1-2.5-24				1	60W	6W	2.5A
	INF-J-96-1-4-24				1	96W	9W	4A
	INF-J-192-2-4-24				2	2x96W	2x9W	2x4A
	INF-J-288-3-4-24				3	3x96W	3x9W	3x4A

### ER

DESCRIPTION	CAT NO	APPLICATION	PRIMARY VOLTAGE	SECONDARY VOLTAGE	CIRCUIT BREAKERS	MAX LOAD	CIRCUIT CAPACITY
ER Series Class 2	ER-80-1-3.3-24-D	Indoor / Outdoor	100-277V AC 50/60 Hz	24V DC	1	80W	3.3A
ER Series Class 2 0-10V Dimming	ERG-80-24-DIM-1-10						

### ADUL/ADNM - NON DIMMING

DESCRIPTION	CAT NO	APPLICATION	PRIMARY VOLTAGE	SECONDARY VOLTAGE	CIRCUIT BREAKERS	MAX LOAD	CIRCUIT CAPACITY
ADUL/ADNM Series Class 2 Transformer	ADNM-90-1-4-24-D	Indoor / Outdoor	100-277V AC 50/60 HZ	24V DC	1	90W	3.75A
	ADUL-120-1-4-24-D				1	96W	4A
	ADUL-240-2-4-24-D				2	2x96W	2x4A
	ADUL-320-3-4-24-D				3	3x96W	3x4A

### ADUL/ADNM - 0-10V DIMMING

DESCRIPTION	CAT NO	APPLICATION	PRIMARY VOLTAGE	SECONDARY VOLTAGE	CIRCUIT BREAKERS	MAX LOAD	CIRCUIT CAPACITY
ADUL/ADNM Series Class 2 Transformer	ADNM-90-1-4-24-DOT	Indoor / Outdoor	100-277V AC 50/60 HZ	24V DC	1	90W	3.75A
	ADUL-120-1-4-24-DOT				1	96W	4A
	ADUL-240-2-4-24-DOT				2	2x96W	2x4A
	ADUL-320-3-4-24-DOT				3	3x96W	3x4A

### ADUL/ADNM - DMX SINGLE ADDRESS

DESCRIPTION	CAT NO	APPLICATION	PRIMARY VOLTAGE	SECONDARY VOLTAGE	CIRCUIT BREAKERS	MAX LOAD	CIRCUIT CAPACITY
ADUL/ADNM Series Class 2 Transformer	ADNM-90-1-4-24-DIN	Indoor / Outdoor	100-277V AC 50/60 Hz	24V DC	1	90W	3.75A
	ADUL-120-1-4-24-DIN				1	96W	4A
	ADUL-240-2-4-24-DIN				2	2x96W	2x4A
	ADUL-320-3-4-24-DIN				3	3x96W	3x4A

## Recommended Power Supplies

### ADUL - DMX MULTI ADDRESS

DESCRIPTION	CAT NO	APPLICATION	PRIMARY VOLTAGE	SECONDARY VOLTAGE	CIRCUIT BREAKERS	MAX LOAD	CIRCUIT CAPACITY
ADUL Series Class 2 Transformer	ADUL-240-2-4-24-DIN-2	Indoor / Outdoor	100-277V AC 50/60 Hz	24V DC	2	2x96W	2x4A
	ADUL-320-3-4-24-DIN-3				3	3x96W	3x4A

### ADNM - DMX/DALI FLICKER-FREE FOR TV STUDIO

DESCRIPTION	CAT NO	APPLICATION	PRIMARY VOLTAGE	SECONDARY VOLTAGE	CIRCUIT BREAKERS	MAX LOAD	CIRCUIT CAPACITY
ADNM Series Class 2 Transformer	ADNM-120-1-4-24-DTV	Indoor / Outdoor	100-277V AC 50/60 HZ	24V DC	1	1x96W	1x4A
	ADNM-240-2-4-24-DTV				2	2x96W	2x4A
	ADNM-320-3-4-24-DTV				3	3x96W	3x4A

## Recommended Dimmers

### DIMMING - 0-10V

DESCRIPTION	CAT NO	APPLICATION	INPUT VOLTAGE	OUTPUT VOLTAGE	MAX LOAD
0-10V Dimmer	DIM-LD-010	Indoor	12V/24V DC	12V/24V DC	30 mA max. output (sink only)

### DIMMING -MLV

DESCRIPTION	CAT NO	APPLICATION	INPUT VOLTAGE	OUTPUT VOLTAGE	MAX LOAD
MLV Dimmer	N-600	Indoor	120V AC	120V AC	450W
	N-1000				800W
	N-1500				1200W
	D-600				450W
	M-600				450W
	M-1000				800W

### DIMMING - ELV

DESCRIPTION	CAT NO	APPLICATION	INPUT VOLTAGE	OUTPUT VOLTAGE	MAX LOAD
ELV Dimmer	ME-600	Indoor	120V AC	120V AC	450W
	DE-300				300W