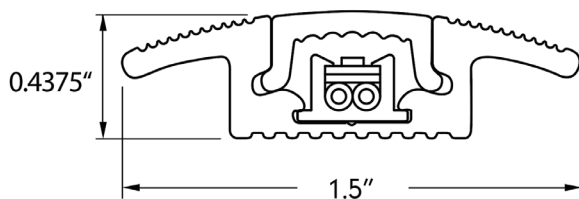




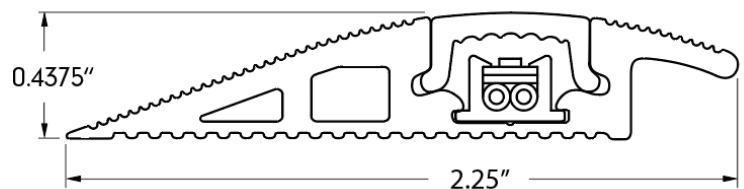
Project: _____ TYPE: _____

- Illuminated walkway edge delineation system for theaters and auditoriums
- Patented aisle lighting edge delineation system
- Field-cutttable, co-extruded PVC
- Titanium Series LED lighting engine
- Quick LED maintaince for replacement in field
- Impervious to water and includes an integral seal for each end
- 5 Year warranty

Dimensions



Carpet-To-Carpet
Carpet-To-Wall



Carpet-to-Edge



Order Guide

| PRODUCT CODE | PROFILE | LED COLOR | SPACING | LENS | LENGTH |
|-----------------------------------|--|---|--|---------------------------------------|------------------------------------|
| SATT | | | | | |
| SATT = Soft Aisle Titanium | CC = Carpet to Carpet CW = Carpet to Wall CE = Carpet to Edge | 19 = 1900K 27 = 2700K 30 = 3000K 35 = 3500K 40 = 4000K AM = Amber RD = Red BL = Blue | 04 = 4" 06 = 6" 12 = 12" 18 = 18" | C = Clear B = Bronze | 4.0 = 4' 8.0 = 8' |


Specification

| Output (based on 3000K) | | | | |
|---------------------------|--|--------|--------|--------|
| LED Spacing | 4" | 6" | 12" | 18" |
| Watts/ft | 0.0036 | 0.0024 | 0.0012 | 0.0008 |
| CRI | >80 / TYP 83 | | | |
| Available Kelvin Temp | 19000K, 2700K, 3000K, 3500K, 4000K, Red, Blue, Amber | | | |
| Electrical | | | | |
| Input Voltage | 12V | | | |
| Control | DMX | | | |
| Dimming | Not recommended due to low wattage consumption | | | |
| Maximum Run | 120' / <1W | | | |
| Physical | | | | |
| LED Package | Tivoli Titanium LED | | | |
| Order Increments | 4', 8' | | | |
| Operating Temperature | -40°F (-40°C) ~ +140°F (+60°C) | | | |
| Certification and Testing | | | | |
| Certification | ETL Listed | | | |
| Lumen Maintenance (L70) | 75,000 hrs | | | |
| Environment | IP54 | | | |
| Warranty | 5 years | | | |

End Caps



SATT-CW-CC-EC-06
 Left/Right End Cap
 carpet to wall/carpet assembly
 includes 6" pre-mitered length
 with clear lens.
SATT-CW-CC-EC-06-B
 with bronze lens

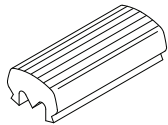


SATT-CE-LS-EC-06
 Left End Cap
 carpet to edge assembly
 includes 6" pre-mitered length
 with clear lens
SATT-CE-LS-EC-06-B
 with Bronze Lens

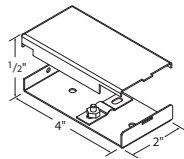


SATT-CE-RS-EC-06
 Right End Cap
 carpet to edge assembly
 includes 6" pre-mitered length
 with clear lens
SATT-CE-RS-EC-06-B
 with bronze lens

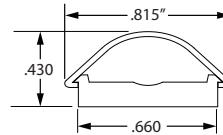
Mounting Accessories



SATT-LNS-SEALS
 Replaceable lens seam seals



JBOX-LP
 Junction box, low profile



BS-CC-8
 Wall wireway, 8' Black Base &
 Conduit Cover



BSL-PC-1/4
 1/4" Flex Conduit, Black

Power Supplies

ADUL - NON DIMMING

| DESCRIPTION | CAT NO | APPLICATION | PRIMARY VOLTAGE | SECONDARY VOLTAGE | CIRCUIT BREAKERS | MAX LOAD | CIRCUIT CAPACITY |
|------------------------------------|-------------------|------------------|-------------------------|-------------------|------------------|----------|------------------|
| ADUL Series Class 2 Transformer | ADUL-80-1-5-12-D | Indoor / Damp | 100-277V AC 50/60 HZ | 12V DC | 1 | 60W | 5A |
| | ADUL-150-2-5-12-D | | | | 2 | 2x60W | 2x5A |
| | ADUL-240-3-5-12-D | | | | 3 | 3x60W | 3x5A |
| | ADUL-320-4-5-12-D | | | | 4 | 4x60W | 4x5A |

ADUL - 0-10V DIMMING

| DESCRIPTION | CAT NO | APPLICATION | PRIMARY VOLTAGE | SECONDARY VOLTAGE | CIRCUIT BREAKERS | MAX LOAD | CIRCUIT CAPACITY |
|------------------------------------|---------------------|------------------|-------------------------|-------------------|------------------|----------|------------------|
| ADUL Series Class 2 Transformer | ADUL-80-1-5-12-DOT | Indoor / Damp | 100-277V AC 50/60 HZ | 12V DC | 1 | 60W | 5A |
| | ADUL-150-2-5-12-DOT | | | | 2 | 2x60W | 2x5A |
| | ADUL-240-3-5-12-DOT | | | | 3 | 3x60W | 3x5A |
| | ADUL-320-4-5-12-DOT | | | | 4 | 4x60W | 4x5A |

ADUL - DMX SINGLE ADDRESS

| DESCRIPTION | CAT NO | APPLICATION | PRIMARY VOLTAGE | SECONDARY VOLTAGE | CIRCUIT BREAKERS | MAX LOAD | CIRCUIT CAPACITY |
|------------------------------------|---------------------|------------------|-------------------------|-------------------|------------------|----------|------------------|
| ADUL Series Class 2 Transformer | ADUL-80-1-5-12-DIN | Indoor / Damp | 100-277V AC 50/60 HZ | 12V DC | 1 | 60W | 5A |
| | ADUL-150-2-5-12-DIN | | | | 2 | 2x60W | 2x5A |
| | ADUL-240-3-5-12-DIN | | | | 3 | 3x60W | 3x5A |

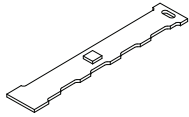
ADUL - DMX MULTI ADDRESS

| DESCRIPTION | CAT NO | APPLICATION | PRIMARY VOLTAGE | SECONDARY VOLTAGE | CIRCUIT BREAKERS | MAX LOAD | CIRCUIT CAPACITY |
|------------------------------------|-----------------------|------------------|-------------------------|-------------------|------------------|----------|------------------|
| ADUL Series Class 2 Transformer | ADUL-150-2-5-12-DIN-2 | Indoor / Damp | 100-277V AC 50/60 HZ | 12V DC | 2 | 2x60W | 2x5A |
| | ADUL-240-3-5-12-DIN-3 | | | | 3 | 3x60W | 3x5A |
| | ADUL-320-4-5-12-DIN-4 | | | | 4 | 4x60W | 4x5A |

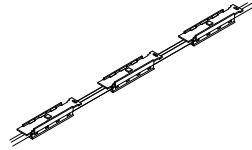
INFINITY - MLV / ELV / 0-10V / PWM / TRIAC

| DESCRIPTION | CAT NO | APPLICATION | PRIMARY VOLTAGE | SECONDARY VOLTAGE | CIRCUIT BREAKERS | MAX LOAD | MIN LOAD | CIRCUIT CAPACITY |
|--|-------------------|---------------------|-----------------|-------------------|------------------|----------|----------|------------------|
| Infinity Series Class 2 Transformer | INF-J-30-1-2.5-12 | Indoor / Outdoor | 100 - 277V AC | 12V DC | 1 | 30W | 3W | 2.5A |
| | INF-J-60-1-5-12 | | | | 1 | 60W | 6W | 5A |
| | INF-J-180-3-5-12 | | | | 3 | 3x60W | 3x6W | 3x5A |
| | INF-J-300-5-5-12 | | | | 5 | 5x60W | 5x6W | 5x5A |

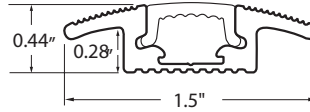
Replacement Part



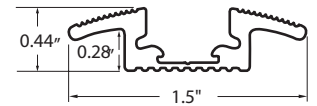
TT-LED-XX
XX = 19, 27, 30, 35, 40, AM, BL, RD
 Replacement Titanium LED



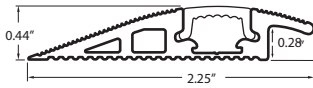
SATT-XX-STRAND-XX
XX (spacing) = 04, 06, 12, 18
XX (color) = 19, 27, 30, 35, 40, AM, BL, RD



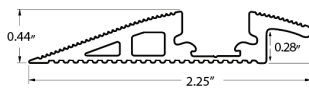
WW-XX-XX-8
XX = CC (Carpet to Carpet base),
CW (Carpet to Wall base)
XX = BK (Black lense),
GY (Gray lense)
 Base and Cover Combo, 8' length



WW-XX-BS-8
XX = CC (Carpet/carpet),
CW (Carpet/wall)
 Black base only 8' length



WW-CE-XX-8
XX = BK (Black), **GY** (Gray)
 Carpet to edge black base with choice cover 8' length

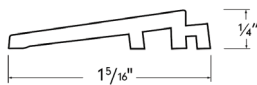


WW-CE-BS-8
 Carpet to edge
 Black base only 8' length



WW-TC-XX-8
XX = CL (Clear) **BK** (Black), **BZ** (Bronze), **GY** (Gray)
 Top Cover Wire Way lens, 8' length

TwoTone Bullnose & Accessories



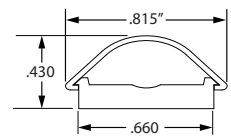
BNS-TT-R-12
 Step Reducer, 12' section



ADH-MB-75AM-XX
XX = 10 (10.1 oz tubes, 30 per case.), **29** (29 oz tubes 12 per case)



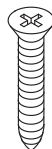
ADH-IA-10.2-CA
 End cap clear liquid adhesive, 10.2 oz tubes sold individually, 12 per case



BS-CC-8
 Wall Wireway, 8' black base & conduit cover



RONDB-1/8
 Concrete Drill Bit 1/8" nail



TM-3/16
 Concrete Screw 3/16" x 1 3/4"