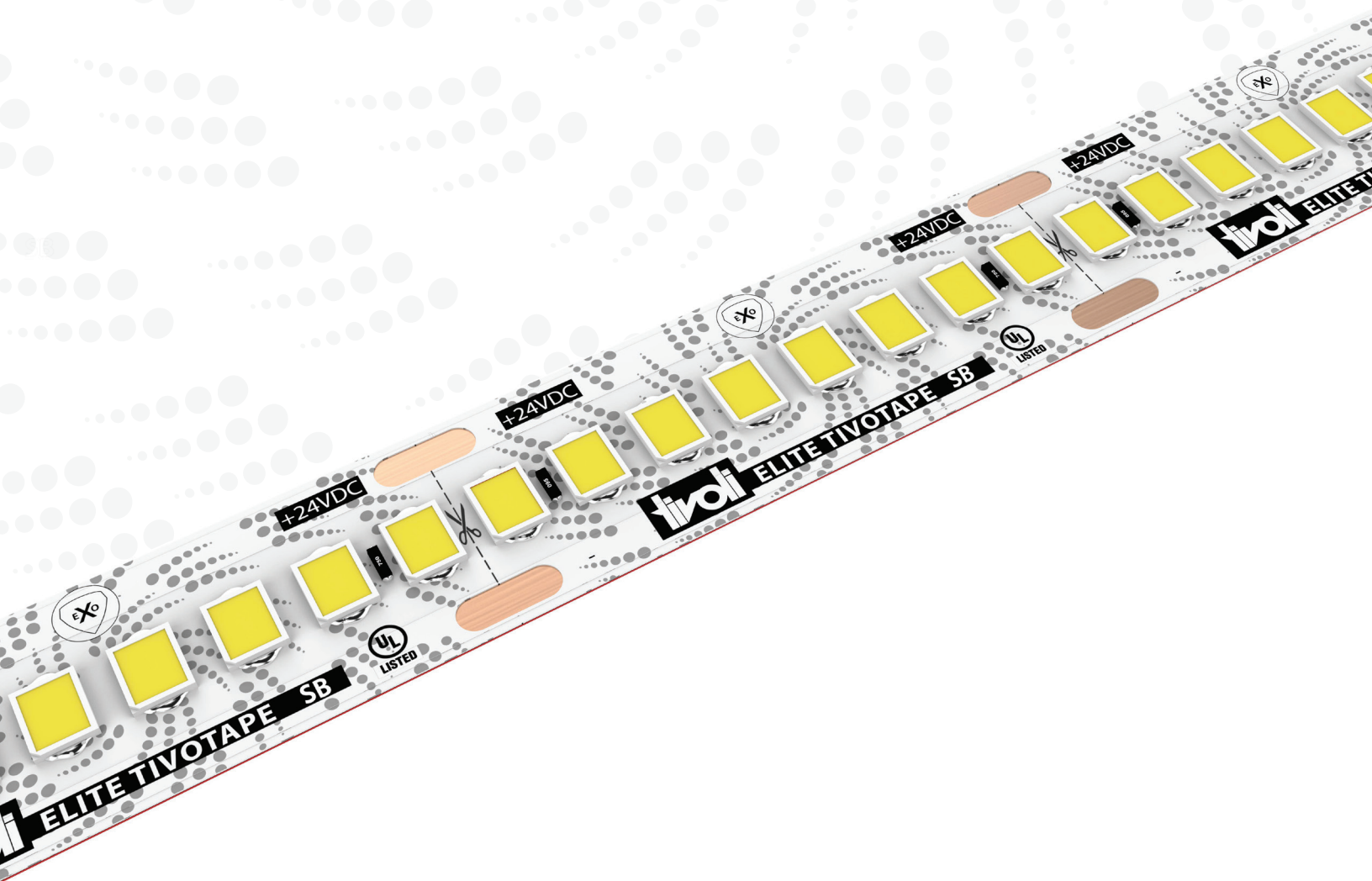




# ELITE

ZERO DROP TECHNOLOGY



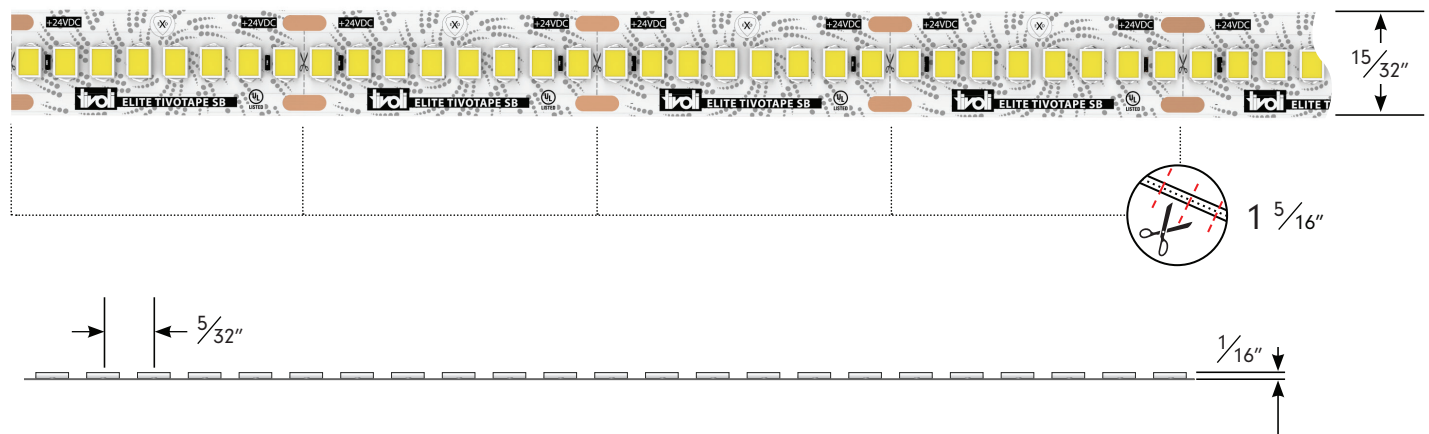
SB ELITE TivoTape™



Project: \_\_\_\_\_ TYPE: \_\_\_\_\_

- Low bin tolerance with a 1.5 Step McAdam Ellipse standard
- Factory produced with Tivoli's eXo Shield coating
- High CRI value
- Factory soldered lead wire
- IP67 Wet location available
- Multiple mounting channel options
- Large range of available Kelvin temperatures
- Low lead times
- 4oz. Copper Trace
- 5 Year warranty

## Dimensions





## Order Guide

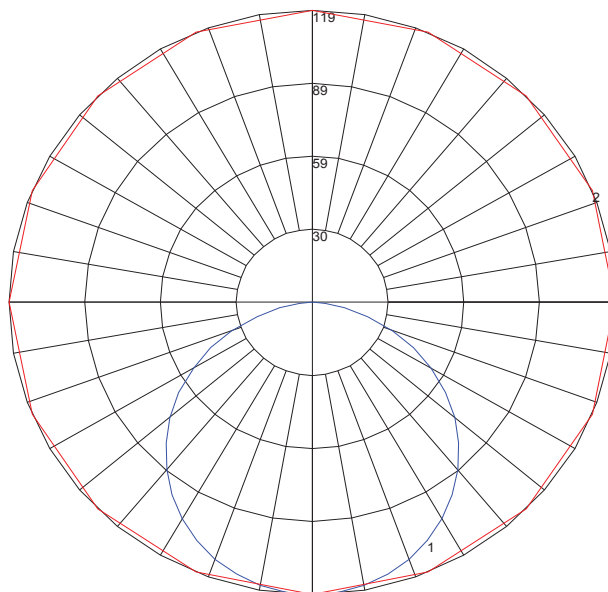
PRODUCT CODE	INTENSITY	INSTALL	LED COLOR	VOLTAGE
<b>TPLE</b>	<b>SB</b>	<b>I</b>		<b>24</b>
<b>TPLE</b> = TivoTape ELITE	<b>SB</b> = Standard Brightness	<b>I</b> = Indoor	<b>22</b> = 2200K <b>24</b> = 2400K <b>27</b> = 2700K <b>30</b> = *3000K <b>35</b> = 3500K <b>40</b> = 4000K <b>50</b> = 5000K	<b>24</b> = 24V DC

Note: A layout/drawing must accompany each order showing run length and location  
 Note: Runs with LEAD-C are rounded **up** to next cut interval (unless otherwise specified)  
 Note: Runs with LEAD-D are rounded **down** to next cut interval (unless otherwise specified)  
 \*This product is in compliance with the California Energy Code Title 24 JA8-2016 in 3000K and only when incorporating a specific power supply.

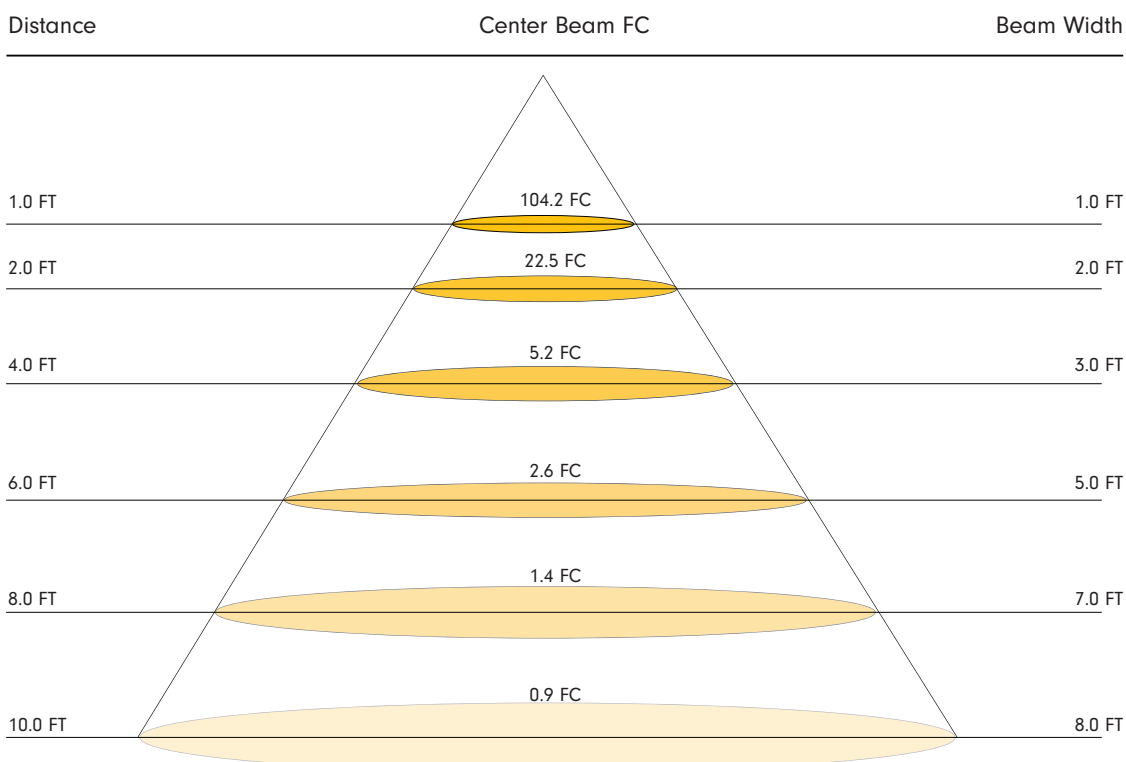
## Specification

Output (based on 3000K)							
Kelvin Temperature	2200K	2400K	2700K	3000K	3500K	4000K	5000K
Lumens/ft	317	333	352	355	362	378	381
Efficacy (Lm/W)	100	104	110	111	113	117	119
Color Rendering Index (CRI)	90+						
Electrical							
Input Voltage	24V						
Power Supply	Class 2						
Power Consumption W/ft	3.2 W/ft.						
Maximum Run Length	29'						
Maximum Run Length (JA8)	24'						
Wire Size (End Prep)	18 AWG, 2 wire						
Dimming	MLV/ELV/0-10V/DMX						
Physical							
LED Package	2835						
LEDs/ft	73						
Adhesive	3M VHB Tape						
Copper Trace	4 Ounce						
Dimensions	15/32" (12mm)						
Cut Increments	1 5/16"						
Operating Temperature	-40°F (-40°C) ~ +140°F (+60°C)						
Certification and Testing							
Certification	UL Listed						
Lumen Maintenance (L70) Hours	60,000						
Binning Tolerance	1.5 Step MacAdam Elipse						
Environment	IP54 Damp Location, Conformal eXo Shield Coated						
Warranty	5 years						

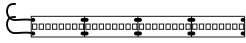
Photometrics Based on 3000K



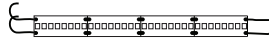
Maximum Candela = 118.58  
 Located At Horizontal Angle = 0  
 Vertical Angle = 0  
 #1 Vertical Plane Through Horizontal Angles (0-180) (Through Max. Cd.)  
 #2 Vertical Cone Through Vertical Angle (0) (Through Max. Cd.)



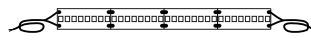
**Power Leads and Jumpers (Installed by Tivoli's certified solderers)**



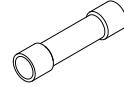
**TPL-I-LEAD-2-C**  
LEAD/END  
24" standard 2 conductor  
18AWG lead wire factory  
attached to one end of tape



**TPL-I-LEAD-2-D**  
LEAD/LEAD  
24" standard 2 conductor  
18AWG lead wire factory  
attached to both ends of tape



**TPL-I-XEP-2**  
EXTRA LEAD WIRE  
Additional factory attached  
18AWG lead 2 wire to extend  
lengths of LEAD-C and LEAD-D  
up to 20 ft. max  
Sold per foot



**TPL-I-CONN**  
18-22AWG BUTT CONNECTORS  
Used to interconnect factory  
attached lead wires.  
Sold individually.

**Snap Power Lead and Jumpers (For in-field connection)**



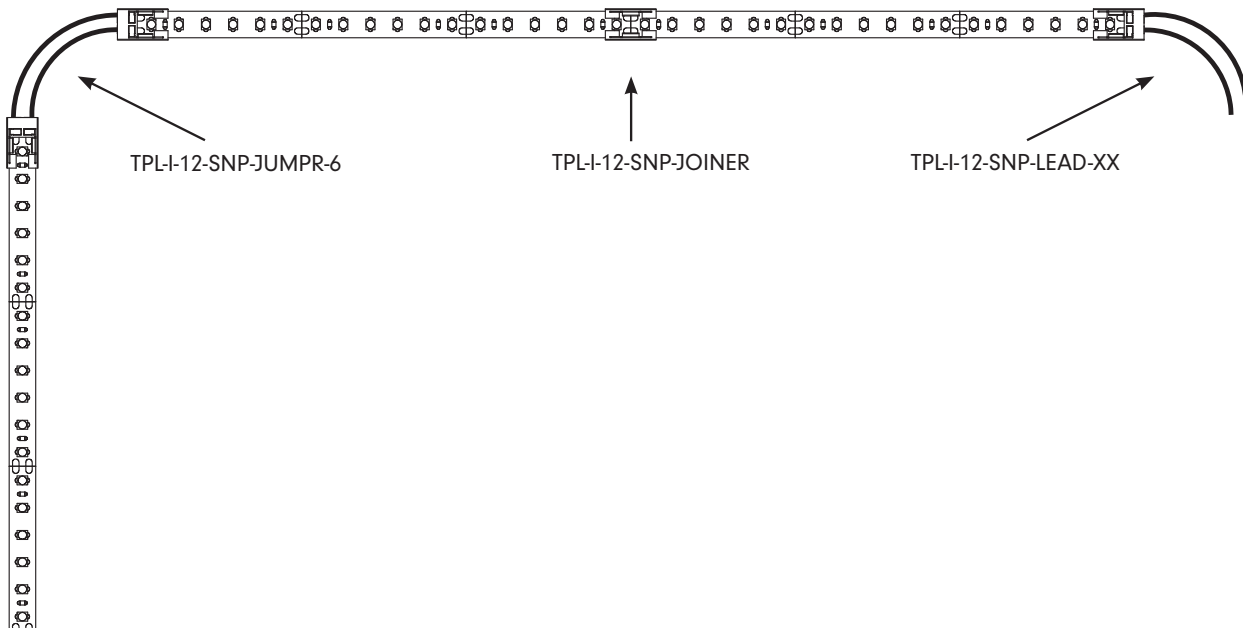
**TPL-I-12-SNP-LEAD-XX**  
**XX = 12 (12"), 60 (60")**  
2 conductor 20AWG lead wire  
field attached  
Sold 10pcs



**TPL-I-12-SNP-JUMPER-6**  
6" 2 conductor 20AWG jumper  
wire field attached  
Sold 10pcs

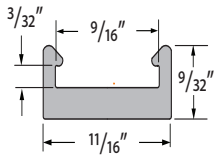


**TPL-I-12-SNP-JOINER**  
2 conductor joiner field  
attached  
Sold 10pcs



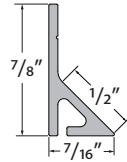
## Compatible Extrusions

■ Fits 12mm Snap Connector



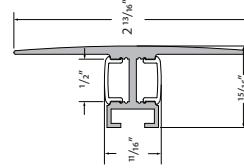
### MCHAN-8-LP

Low profile NO LENS OPTION  
clear polycarbonate, length 8'



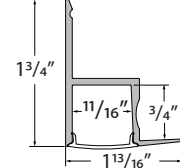
### TPL-I-45-MCH-8-S

White PVC, 45° NO LENS  
length 8'



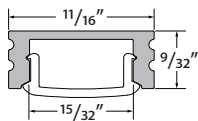
### DWAR-CHAN-SLV-6.5

Anodized Aluminum Extrusion,  
available in 6.5' lengths



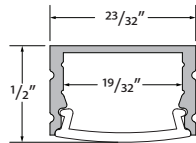
### EDGE-CHAN-SLV-6.5

Anodized Aluminum Extrusion,  
available in 6.5' lengths



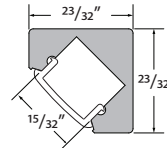
### MINI-CHAN-SLV-6.5

Anodized Aluminum Extrusion,  
available in 6.5' lengths



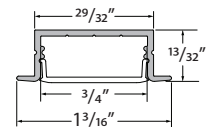
### MOFT-CHAN-SLV-6.5

Anodized Aluminum Extrusion,  
available in 6.5' lengths



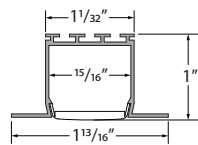
### DYER-CHAN-SLV-6.5

Anodized Aluminum Extrusion,  
available in 6.5' lengths



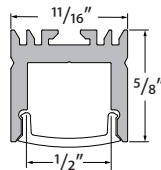
### WRNR-CHAN-SLV-6.5

Anodized Aluminum Extrusion,  
available in 6.5' lengths



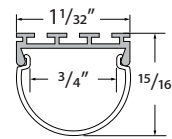
### NOYS-CHAN-SLV-6.5

Anodized Aluminum Extrusion,  
available in 6.5' lengths



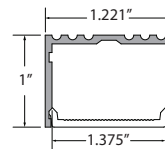
### VALN-CHAN-SLV-6.5

Anodized Aluminum Extrusion,  
available in 6.5' lengths



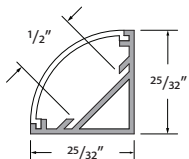
### DOME-CHAN-SLV-6.5

Anodized Aluminum Extrusion,  
available in 6.5' lengths



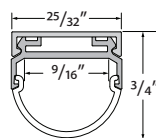
### ALTN-CHAN-SLV-6.5

Anodized Aluminum Extrusion,  
available in 6.5' lengths



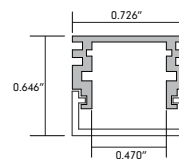
### MRSL-CHAN-SLV-6.5

Anodized aluminum extrusion  
available in 6.5' length



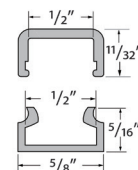
### HRIZ-CHAN-SLV-6.5

Anodized aluminum extrusion  
available in 6.5' length



### ASTR-CHAN-SLV-6.5

Anodized aluminum extrusion  
available in 6.5' length

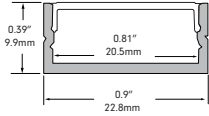


### INF-X-CHAN-8

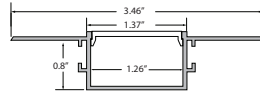
X = C (clear), F (frosted)  
PC extrusion,  
available in 8' lengths

## Compatible Extrusions

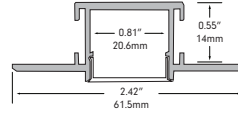
■ Fits 12mm Snap Connector



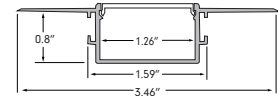
**COTA-CHAN-SLV-6.5**  
Anodized Aluminum Extrusion,  
available in 6.5' lengths



**CARU-CHAN-SLV-6.5**  
Anodized aluminum extrusion,  
available in 6.5' lengths



**HAYS-CHAN-SLV-6.5**  
Anodized Aluminum Extrusion,  
available in 6.5' lengths



**GLOR-CHAN-XXX-6.5**  
Anodized Aluminum Bendable  
Extrusion,  
available in 6.5' lengths




## In-Wall Controls



Touchscreen

**TVOQ-1-WH**  
White



Touchscreen

**TVOQ-10-XX-7**  
**XX = BK (Black), WH (White)**



Touchscreen

**TVOQ-2-BK**  
Black

## Recommended Power Supplies

### INFINITY - MLV / ELV / 0-10V / PWM / TRIAC

DESCRIPTION	CAT NO	APPLICATION	PRIMARY VOLTAGE	SECONDARY VOLTAGE	CIRCUIT BREAKERS	MAX LOAD	MIN LOAD	CIRCUIT CAPACITY
Infinity Series Class 2 Transformer	INF-J-30-1-1.3-24	Indoor / Outdoor	100 - 277V AC	24V DC	1	30W	3W	1.3A
	INF-J-60-1-2.5-24				1	60W	6W	2.5A
	INF-J-96-1-4-24				1	96W	9W	4A
	INF-J-192-2-4-24				2	2x96W	2x9W	2x4A
	INF-J-288-3-4-24				3	3x96W	3X9W	3x4A

### ER

DESCRIPTION	CAT NO	APPLICATION	PRIMARY VOLTAGE	SECONDARY VOLTAGE	CIRCUIT BREAKERS	MAX LOAD	CIRCUIT CAPACITY
ER Series Class 2	ER-80-1-3-3-24-D	Indoor / Outdoor	100-277V AC 50/60 Hz	24V DC	1	80W	3.3A
ER Series Class 2 0-10V Dimming	ERG-80-24-DIM1-10						

### ADUL/ADNM - NON DIMMING

DESCRIPTION	CAT NO	APPLICATION	PRIMARY VOLTAGE	SECONDARY VOLTAGE	CIRCUIT BREAKERS	MAX LOAD	CIRCUIT CAPACITY
ADUL/ADNM Series Class 2 Transformer	ADNM-90-1-4-24-D	Indoor / Outdoor	100-277V AC 50/60 HZ	24V DC	1	90W	3.75A
	ADUL-120-1-4-24-D				1	96W	4A
	ADUL-240-2-4-24-D				2	2x96W	2x4A
	ADUL-320-3-4-24-D				3	3x96W	3x4A

### ADUL/ADNM - 0-10V DIMMING

DESCRIPTION	CAT NO	APPLICATION	PRIMARY VOLTAGE	SECONDARY VOLTAGE	CIRCUIT BREAKERS	MAX LOAD	CIRCUIT CAPACITY
ADUL/ADNM Series Class 2 Transformer	ADNM-90-1-4-24-DOT	Indoor / Outdoor	100-277V AC 50/60 HZ	24V DC	1	90W	3.75A
	ADUL-120-1-4-24-DOT				1	96W	4A
	ADUL-240-2-4-24-DOT				2	2x96W	2x4A
	ADUL-320-3-4-24-DOT				3	3x96W	3x4A

### ADUL/ADNM - DMX SINGLE ADDRESS

DESCRIPTION	CAT NO	APPLICATION	PRIMARY VOLTAGE	SECONDARY VOLTAGE	CIRCUIT BREAKERS	MAX LOAD	CIRCUIT CAPACITY
ADUL/ADNM Series Class 2 Transformer	ADNM-90-1-4-24-DIN	Indoor / Outdoor	100-277V AC 50/60 Hz	24V DC	1	90W	3.75A
	ADUL-120-1-4-24-DIN				1	96W	4A
	ADUL-240-2-4-24-DIN				2	2x96W	2x4A
	ADUL-320-3-4-24-DIN				3	3x96W	3x4A



## Recommended Power Supplies

### ADUL - DMX MULTI ADDRESS

DESCRIPTION	CAT NO	APPLICATION	PRIMARY VOLTAGE	SECONDARY VOLTAGE	CIRCUIT BREAKERS	MAX LOAD	CIRCUIT CAPACITY
ADUL Series Class 2 Transformer	ADUL-240-2-4-24-DIN-2	Indoor / Outdoor	100-277V AC 50/60 Hz	24V DC	2	2x96W	2x4A
	ADUL-320-3-4-24-DIN-3				3	3x96W	3x4A

### ADNM - DMX/DALI FLICKER-FREE FOR TV STUDIO

DESCRIPTION	CAT NO	APPLICATION	PRIMARY VOLTAGE	SECONDARY VOLTAGE	CIRCUIT BREAKERS	MAX LOAD	CIRCUIT CAPACITY
ADNM Series Class 2 Transformer	ADNM-120-1-4-24-DTV	Indoor / Outdoor	100-277V AC 50/60 HZ	24V DC	1	1x96W	1x4A
	ADNM-240-2-4-24-DTV				2	2x96W	2x4A
	ADNM-320-3-4-24-DTV				3	3x96W	3x4A

## Recommended Dimmers

### DIMMING - 0-10V

DESCRIPTION	CAT NO	APPLICATION	INPUT VOLTAGE	OUTPUT VOLTAGE	MAX LOAD
0-10V Dimmer	DIM-LD-010	Indoor	12V/24V DC	12V/24V DC	30 mA max. output (sink only)

### DIMMING -MLV

DESCRIPTION	CAT NO	APPLICATION	INPUT VOLTAGE	OUTPUT VOLTAGE	MAX LOAD
MLV Dimmer	N-600	Indoor	120V AC	120V AC	450W
	N-1000				800W
	N-1500				1200W
	D-600				450W
	M-600				450W
	M-1000				800W

### DIMMING - ELV

DESCRIPTION	CAT NO	APPLICATION	INPUT VOLTAGE	OUTPUT VOLTAGE	MAX LOAD
ELV Dimmer	ME-600	Indoor	120V AC	120V AC	450W
	DE-300				300W