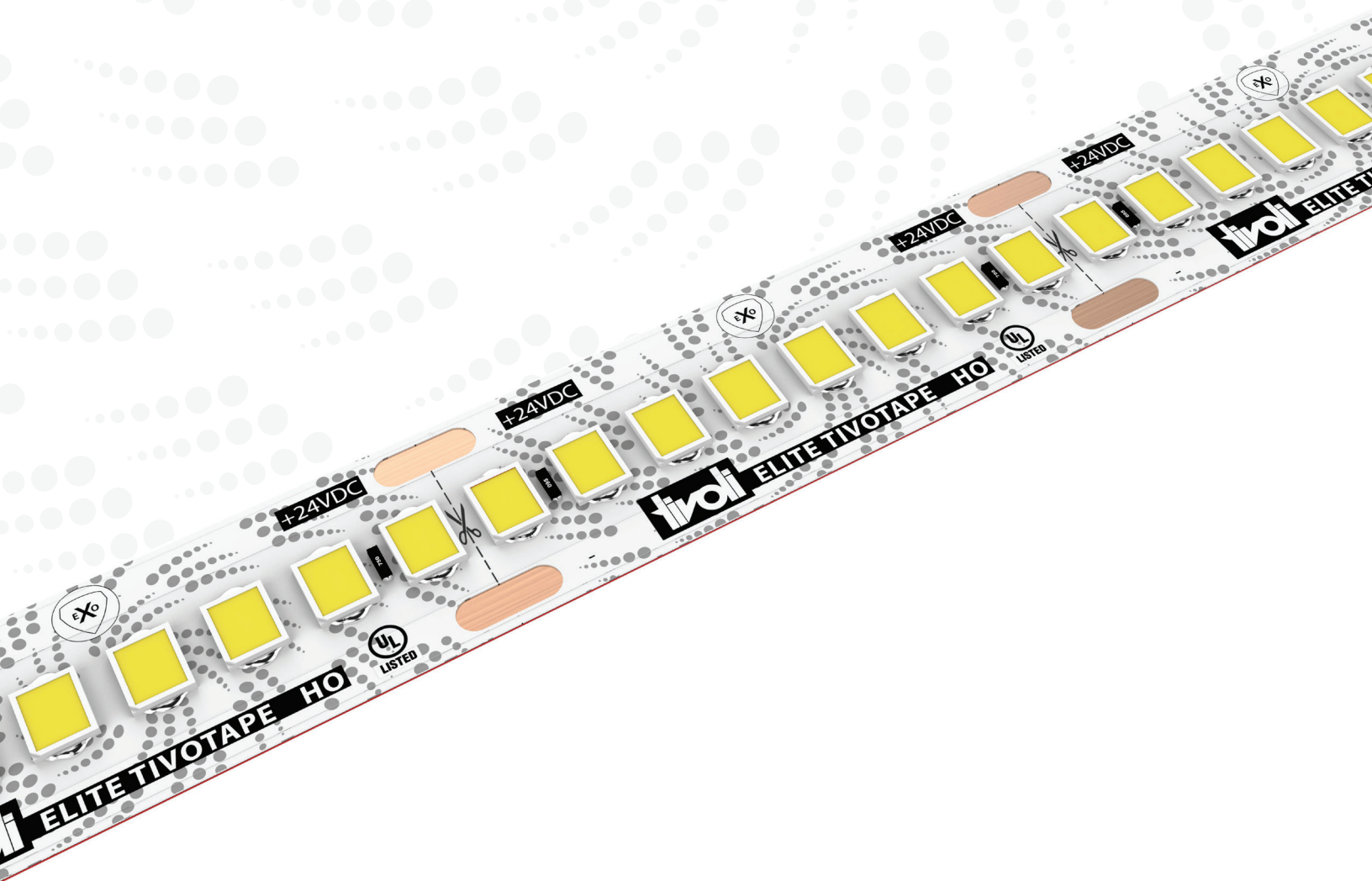





ELITE

ZERO DROP TECHNOLOGY



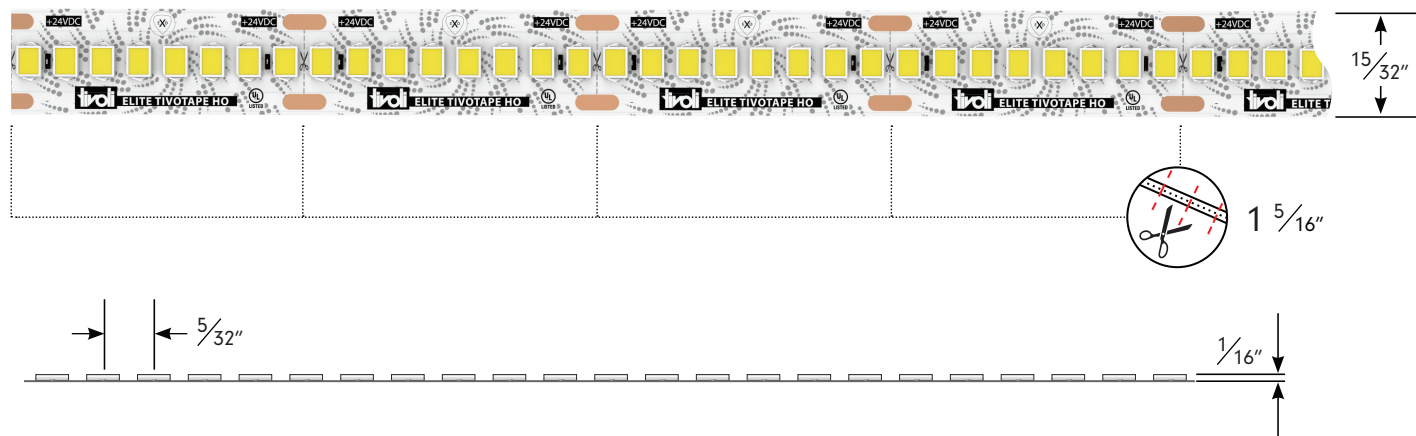
HO ELITE TivoTape™



Project: _____ TYPE: _____

- Low bin tolerance with a 1.5 Step McAdam Ellipse standard
- Factory produced with Tivoli's eXo Shield coating
- High CRI value
- Factory soldered lead wire
- IP67 Wet location available
- Multiple mounting channel options
- Large range of available Kelvin temperatures
- Low lead times
- 4oz. Copper Trace
- 5 Year warranty

Dimensions



Order Guide

PRODUCT CODE	INTENSITY	INSTALL	LED COLOR	VOLTAGE
TPLE	HO	I		24
TPLE = TivoTape ELITE	HO = High Output	I = Indoor	22 = 2200K 24 = 2400K 27 = 2700K 30 = *3000K 35 = 3500K 40 = 4000K 50 = 5000K	24 = 24V DC

Note: A layout/drawing must accompany each order showing run length and location

Note: Runs with LEAD-C are rounded **up** to next cut interval (unless otherwise specified)

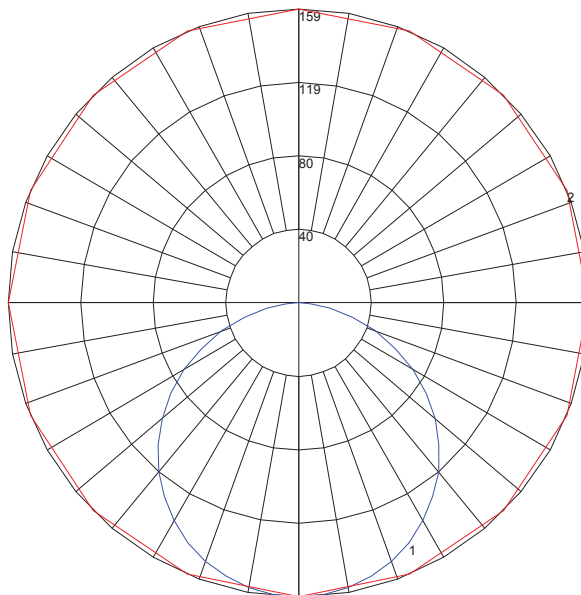
Note: Runs with LEAD-D are rounded **down** to next cut interval (unless otherwise specified)

*CCT is in compliance with the California Energy Code Title 24 JA8-2016 in 3000K and only when incorporating a specific power supply.

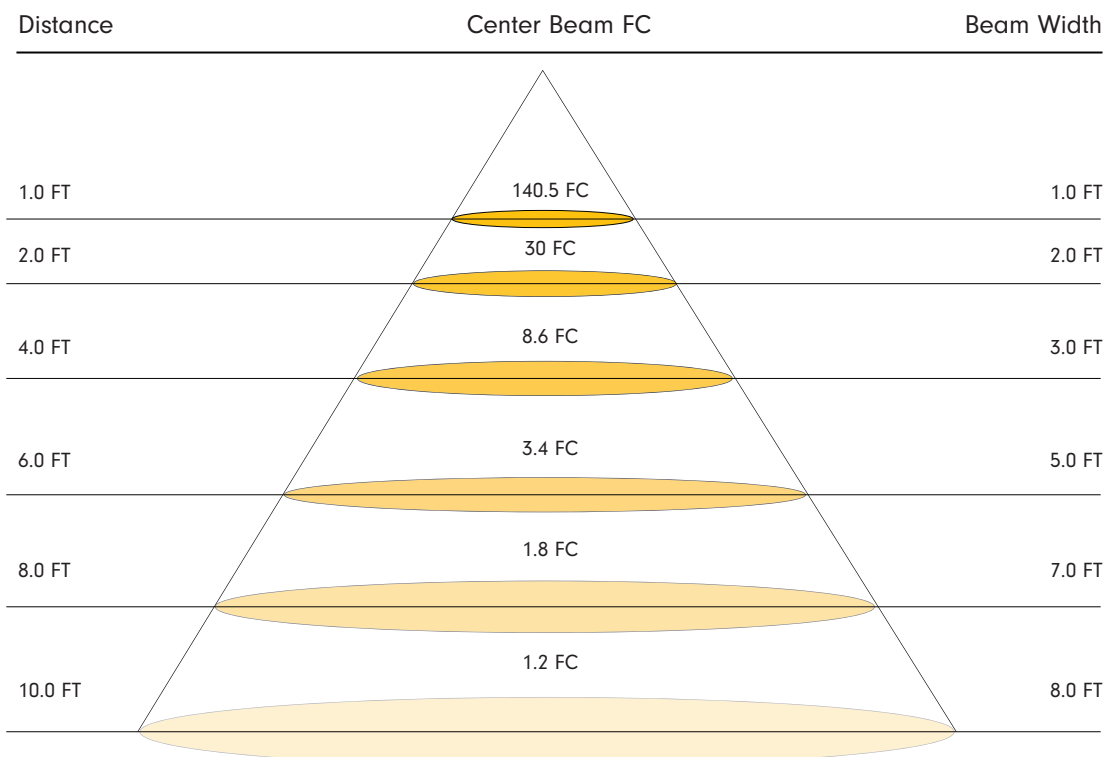
Specification

Output (based on 4000K)							
Kelvin Temperature	2200K	2400K	2700K	3000K	3500K	4000K	5000K
Lumens/ft	464	486	513	518	527	549	558
Efficacy (Lm/W)	103	108	114	115	117	122	124
Color Rendering Index (CRI)	90+						
Electrical							
Input Voltage	24V						
Power Supply	Class 2						
Power Consumption W/ft	4.5 W/ft.						
Maximum Run Length	20'						
Maximum Run Length w/ JA8	17'						
Wire Size (End Prep)	18 AWG, 2 wire						
Dimming	MLV/ELV/0-10V/DMX						
Physical							
LED Package	2835						
Copper Trace	4 Ounce						
Adhesive	3M VHB Tape						
Dimensions	15/32" W (12mm)						
Cut Increments	1 5/16"						
Operating Temperature	-40°F (-40°C) ~ +140°F (+60°C)						
Certification and Testing							
Certification	UL Listed						
Lumen Maintenance (L70) Hours	60,000						
Binning Tolerance	1.5 Step MacAdam Ellipse						
IP Rating	IP20						
Environment	IP54 Damp Location, Conformal eXo Shield Coated						
Warranty	5 years						

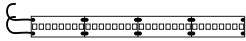
Photometrics Based on 4000K



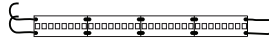
Maximum Candela = 159.26
 Located At Horizontal Angle = 0
 Vertical Angle = 0
 #1 Vertical Plane Through Horizontal Angles (0-180) (Through Max. Cd.)
 #2 Vertical Cone Through Vertical Angle (0) (Through Max. Cd.)



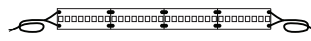
Power Leads and Jumpers (Installed by Tivoli's certified solderers)



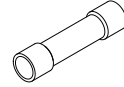
TPL-I-LEAD-2-C
LEAD/END
24" standard 2 conductor
18AWG lead wire factory
attached to one end of tape



TPL-I-LEAD-2-D
LEAD/LEAD
24" standard 2 conductor
18AWG lead wire factory
attached to both ends of tape



TPL-I-XEP-2
EXTRA LEAD WIRE
Additional factory attached
18AWG lead 2 wire to extend
lengths of LEAD-C and LEAD-D
up to 20 ft. max
Sold per foot



TPL-I-CONN
18-22AWG BUTT CONNECTORS
Used to interconnect factory
attached lead wires.
Sold individually.

Snap Power Lead and Jumpers (For in-field connection)



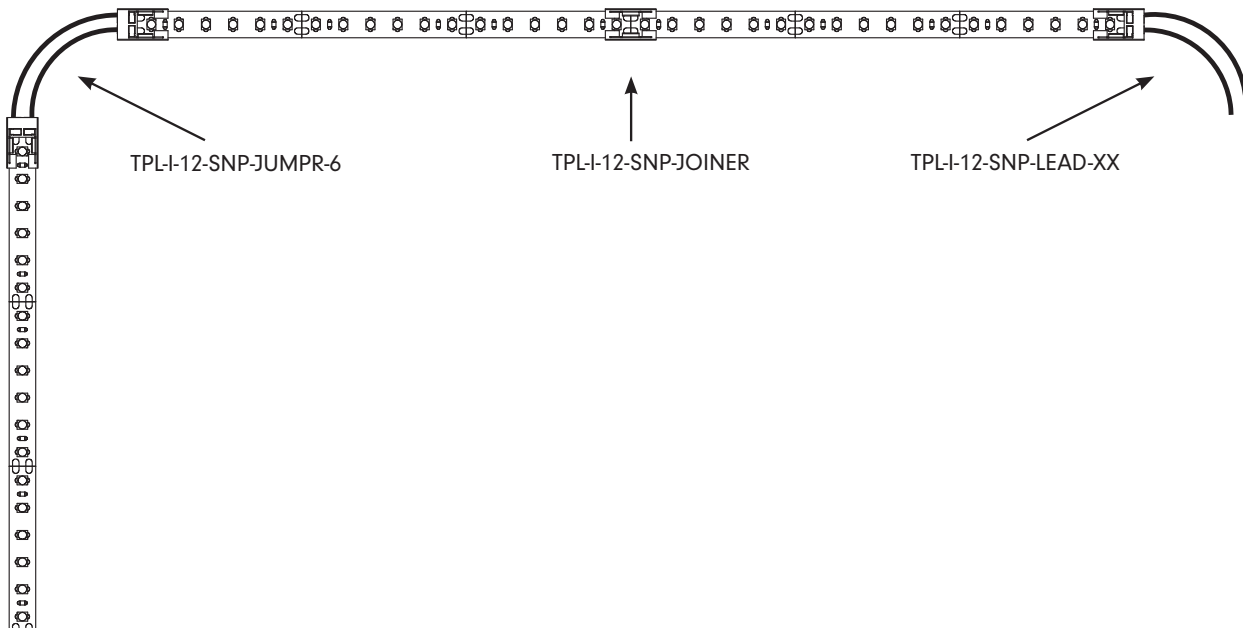
TPL-I-12-SNP-LEAD-XX
XX = 12 (12"), 60 (60")
2 conductor 20AWG lead wire
field attached
Sold 10pcs



TPL-I-12-SNP-JUMPER-6
6" 2 conductor 20AWG jumper
wire field attached
Sold 10pcs

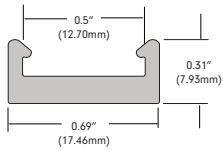


TPL-I-12-SNP-JOINER
2 conductor joiner field
attached
Sold 10pcs

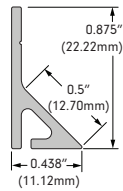


Compatible Extrusions

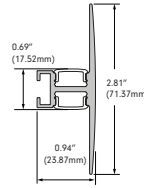
■ Fits 12mm Snap Connector



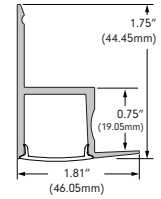
MCHAN-8-LP
Low profile NO LENS OPTION
clear polycarbonate, length 8'



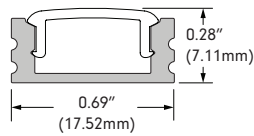
TPL-I-45-MCH-8-S
White PVC, 45° NO LENS
length 8'



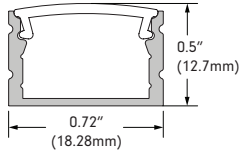
DWAR-CHAN-SLV-6.5
Anodized Aluminum Extrusion,
available in 6.5' lengths



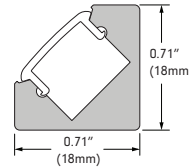
EDGE-CHAN-SLV-6.5
Anodized Aluminum Extrusion,
available in 6.5' lengths



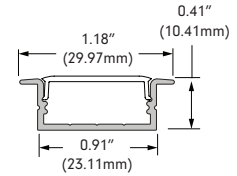
MINI-CHAN-SLV-6.5
Anodized Aluminum Extrusion,
available in 6.5' lengths



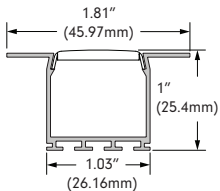
MOFT-CHAN-SLV-6.5
Anodized Aluminum Extrusion,
available in 6.5' lengths



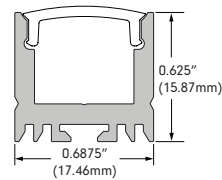
DYER-CHAN-SLV-6.5
Anodized Aluminum Extrusion,
available in 6.5' lengths



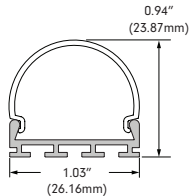
WRNR-CHAN-SLV-6.5
Anodized Aluminum Extrusion,
available in 6.5' lengths



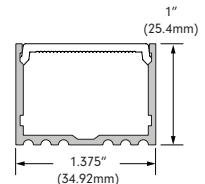
NOYS-CHAN-SLV-6.5
Anodized Aluminum Extrusion,
available in 6.5' lengths



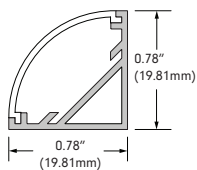
VALN-CHAN-SLV-6.5
Anodized Aluminum Extrusion,
available in 6.5' lengths



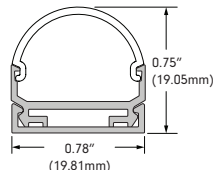
DOME-CHAN-SLV-6.5
Anodized Aluminum Extrusion,
available in 6.5' lengths



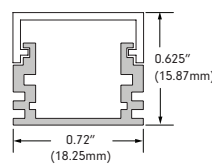
ALTN-CHAN-SLV-6.5
Anodized Aluminum Extrusion,
available in 6.5' lengths



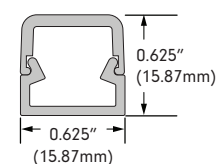
MRSL-CHAN-SLV-6.5
Anodized aluminum extrusion
available in 6.5' length



HRIZ-CHAN-SLV-6.5
Anodized aluminum extrusion
available in 6.5' length



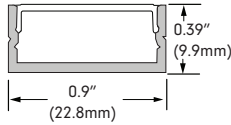
ASTR-CHAN-SLV-6.5
Anodized aluminum extrusion
available in 6.5' length



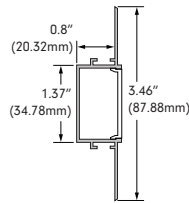
INF-X-CHAN-8
X = C (clear), F (frosted)
PC extrusion,
available in 8' lengths

Compatible Extrusions

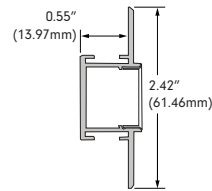
■ Fits 12mm Snap Connector



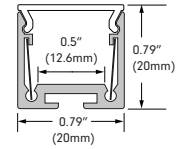
COTA-CHAN-SLV-6.5
Anodized Aluminum Extrusion,
available in 6.5' lengths



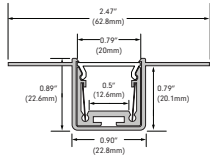
CARU-CHAN-SLV-6.5
Anodized aluminum extrusion,
available in 6.5' lengths



HAYS-CHAN-SLV-6.5
Anodized Aluminum Extrusion,
available in 6.5' lengths

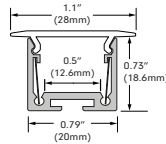


DUET-04-CHAN-XXX-6.5
Aluminum extrusion
6.5' Length



DUET-04-CHAN-M-6.5
Mud-In PC fire-proof extrusion
6.5' Length

Note: **DUET-04-CHAN-SLV-6.5** and **DUET-04-CHAN-M-6.5** are required for mud-in application




DUET-04-CHAN-SLV-6.5
Anodized aluminum extrusion
available in 6.5' length

Note: **DUET-04-CHAN-SLV-6.5** and **DUET-04-LNS-R-XXX-6.5** are required for recessed application



Note: For complete information on DUET 04 profile, refer to specification

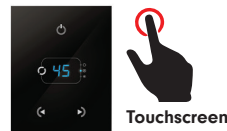
In-Wall Controls



TVOQ-1-WH
White



TVOQ-10-XX-7
XX = BK (Black), WH (White)



TVOQ-2-BK
Black

Recommended Power Supplies

INFINITY - MLV / ELV / 0-10V / PWM / TRIAC

DESCRIPTION	CAT NO	APPLICATION	PRIMARY VOLTAGE	SECONDARY VOLTAGE	CIRCUIT BREAKERS	MAX LOAD	MIN LOAD	CIRCUIT CAPACITY
Infinity Series Class 2 Transformer	INF-J-30-1-1.3-24	Indoor / Outdoor	100 - 277V AC	24V DC	1	30W	3W	1.3A
	INF-J-60-1-2.5-24				1	60W	6W	2.5A
	INF-J-96-1-4-24				1	96W	9W	4A
	INF-J-192-2-4-24				2	2x96W	2x9W	2x4A
	INF-J-288-3-4-24				3	3x96W	3X9W	3x4A

ER

DESCRIPTION	CAT NO	APPLICATION	PRIMARY VOLTAGE	SECONDARY VOLTAGE	CIRCUIT BREAKERS	MAX LOAD	CIRCUIT CAPACITY
ER Series Class 2	ER-80-1-3-3-24-D	Indoor / Outdoor	100-277V AC 50/60 Hz	24V DC	1	80W	3.3A
ER Series Class 2 0-10V Dimming	ERG-80-24-DIM1-10						

ADUL/ADNM - NON DIMMING

DESCRIPTION	CAT NO	APPLICATION	PRIMARY VOLTAGE	SECONDARY VOLTAGE	CIRCUIT BREAKERS	MAX LOAD	CIRCUIT CAPACITY
ADUL/ADNM Series Class 2 Transformer	ADNM-90-1-4-24-D	Indoor / Outdoor	100-277V AC 50/60 HZ	24V DC	1	90W	3.75A
	ADUL-120-1-4-24-D				1	96W	4A
	ADUL-240-2-4-24-D				2	2x96W	2x4A
	ADUL-320-3-4-24-D				3	3x96W	3x4A

ADUL/ADNM - 0-10V DIMMING

DESCRIPTION	CAT NO	APPLICATION	PRIMARY VOLTAGE	SECONDARY VOLTAGE	CIRCUIT BREAKERS	MAX LOAD	CIRCUIT CAPACITY
ADUL/ADNM Series Class 2 Transformer	ADNM-90-1-4-24-DOT	Indoor / Outdoor	100-277V AC 50/60 HZ	24V DC	1	90W	3.75A
	ADUL-120-1-4-24-DOT				1	96W	4A
	ADUL-240-2-4-24-DOT				2	2x96W	2x4A
	ADUL-320-3-4-24-DOT				3	3x96W	3x4A

ADUL/ADNM - DMX SINGLE ADDRESS

DESCRIPTION	CAT NO	APPLICATION	PRIMARY VOLTAGE	SECONDARY VOLTAGE	CIRCUIT BREAKERS	MAX LOAD	CIRCUIT CAPACITY
ADUL/ADNM Series Class 2 Transformer	ADNM-90-1-4-24-DIN	Indoor / Outdoor	100-277V AC 50/60 Hz	24V DC	1	90W	3.75A
	ADUL-120-1-4-24-DIN				1	96W	4A
	ADUL-240-2-4-24-DIN				2	2x96W	2x4A
	ADUL-320-3-4-24-DIN				3	3x96W	3x4A

Recommended Power Supplies

ADUL - DMX MULTI ADDRESS

DESCRIPTION	CAT NO	APPLICATION	PRIMARY VOLTAGE	SECONDARY VOLTAGE	CIRCUIT BREAKERS	MAX LOAD	CIRCUIT CAPACITY
ADUL Series Class 2 Transformer	ADUL-240-2-4-24-DIN-2	Indoor / Outdoor	100-277V AC 50/60 Hz	24V DC	2	2x96W	2x4A
	ADUL-320-3-4-24-DIN-3				3	3x96W	3x4A

ADNM - DMX/DALI FLICKER-FREE FOR TV STUDIO

DESCRIPTION	CAT NO	APPLICATION	PRIMARY VOLTAGE	SECONDARY VOLTAGE	CIRCUIT BREAKERS	MAX LOAD	CIRCUIT CAPACITY
ADNM Series Class 2 Transformer	ADNM-120-1-4-24-DTV	Indoor / Outdoor	100-277V AC 50/60 HZ	24V DC	1	1x96W	1x4A
	ADNM-240-2-4-24-DTV				2	2x96W	2x4A
	ADNM-320-3-4-24-DTV				3	3x96W	3x4A

Recommended Dimmers

DIMMING - 0-10V

DESCRIPTION	CAT NO	APPLICATION	INPUT VOLTAGE	OUTPUT VOLTAGE	MAX LOAD
0-10V Dimmer	DIM-LD-010	Indoor	12V/24V DC	12V/24V DC	30 mA max. output (sink only)

DIMMING -MLV

DESCRIPTION	CAT NO	APPLICATION	INPUT VOLTAGE	OUTPUT VOLTAGE	MAX LOAD
MLV Dimmer	N-600	Indoor	120V AC	120V AC	450W
	N-1000				800W
	N-1500				1200W
	D-600				450W
	M-600				450W
	M-1000				800W

DIMMING - ELV

DESCRIPTION	CAT NO	APPLICATION	INPUT VOLTAGE	OUTPUT VOLTAGE	MAX LOAD
ELV Dimmer	ME-600	Indoor	120V AC	120V AC	450W
	DE-300				300W