
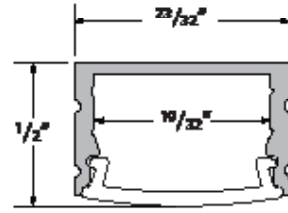



MOFFETT

Design Guide



Profile & Dimensions








Available TivoTape Options - Indoor

<p>DEFINE SB HO LB</p>	<p>ELITE SB HO</p>	<p>ELITE+ Standard Pro Vision Flow</p>	<p>FUSE24 RGB RGBW</p>	<p>FUSE12 PiXEL RGB</p>
---	-----------------------------------	---	---------------------------------------	------------------------------------

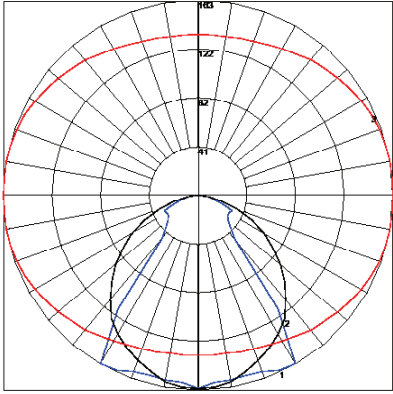
Available TivoTape Options - Outdoor

<p>DEFINE SB HO LB</p>	<p>FUSE24 RGB</p>	<p>FUSE12 PiXEL RGB</p>
---	------------------------------	------------------------------------

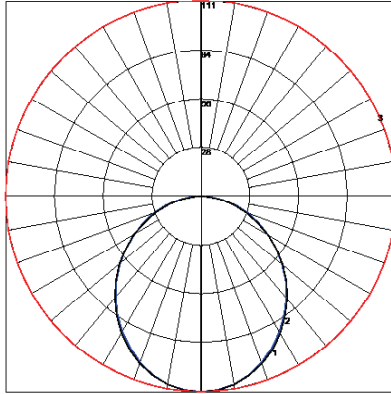
Ordering Information

 <p>MOFT-CHAN-SLV-6.5 Anodized Aluminum Extrusion, available in 6.5' lengths</p>	 <p>MOFT-LNS-XXX-6.5 XXX = OPL (Opal), CLR (Clear), DIF (Diffused) lens, length 6.5'</p>	 <p>MOFT-EC-01 Solid End Cap</p>	 <p>MOFT-EC-02 Powerfeed End Cap</p>
 <p>MOFT-CLP-SLV Clip, Metal</p>			

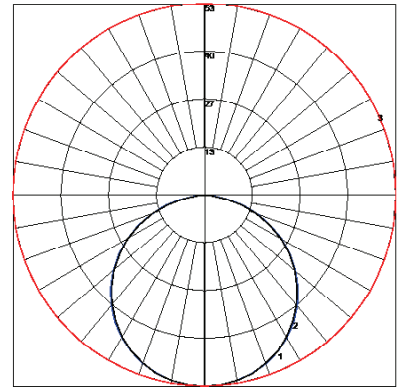
Photometrics (based on 30K HO ELITE)



MOFETT WITH CLEAR LENS
Lumens per foot: 364.83
Watts per foot: 4
CRI : 94.8
Peak Candela: 163



MOFETT WITH DIFFUSED LENS
Lumens per foot: 299.44
Watts per foot: 4
CRI : 95.4
Peak Candela: 111.34



MOFETT WITH OPAL LENS
Lumens per foot: 157.34
Watts per foot: 4
CRI : 97.6
Peak Candela: 53.14

