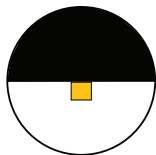

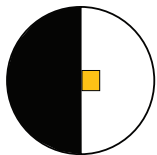


MOFETT

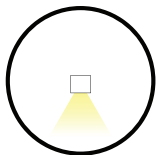
Design Guide



Ceiling



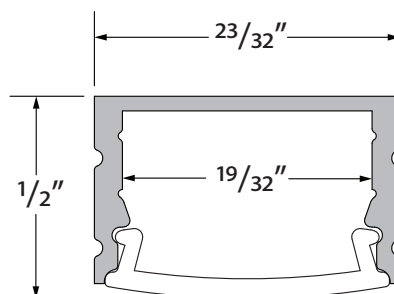
Wall



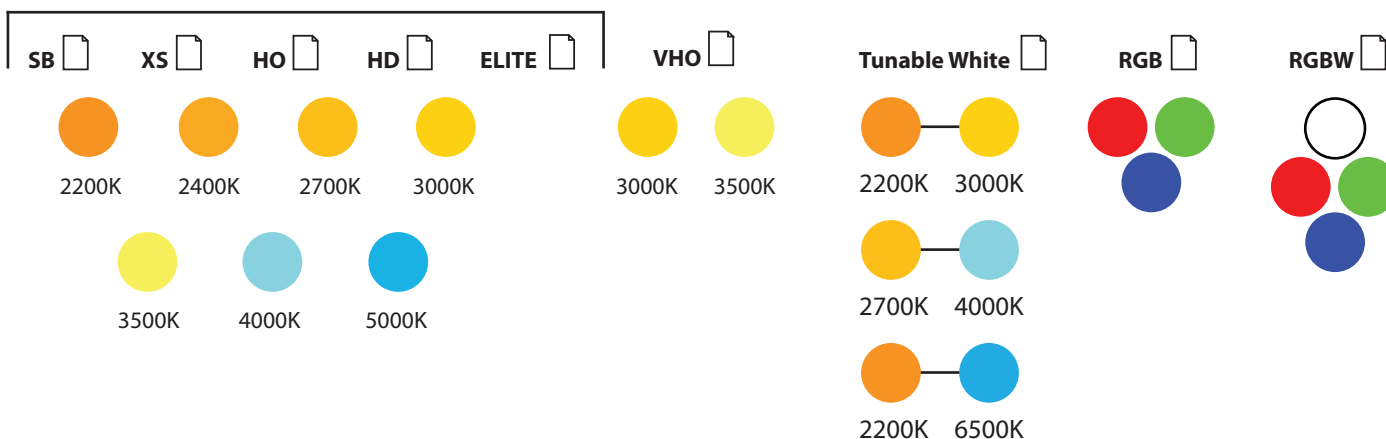
Direct
Symmetric



PROFILE DIMENSIONS



AVAILABLE TIVOTAPE™ OPTIONS



ORDERING INFORMATION



MOFT-CHAN-SLV-6.5
Anodized Aluminum Extrusion,
available in 6.5' lengths



MOFT-LNS-OPL-6.5
Lens, opal, length 6.5'



MOFT-LNS-CLR-6.5
Lens, clear, length 6.5'



MOFT-LNS-DIF-6.5
Lens, diffuser, length 6.5'



MOFT-EC-01
Solid End Cap

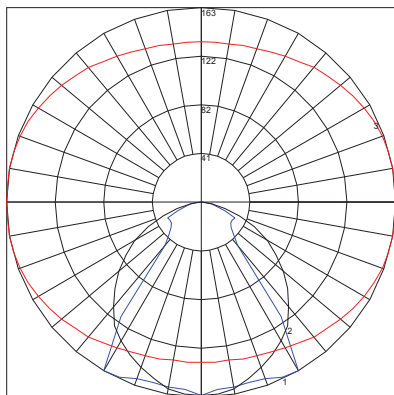


MOFT-EC-02
Powerfeed End Cap



MOFT-CLP-SLV
Clip, Metal

PHOTOMETRICS BASED ON 3000K/HO/ELITE TIVOTAPE



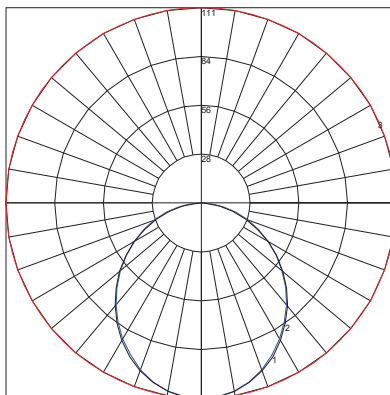
MOFETT WITH CLEAR LENS

Lumens per foot: 364.83

Watts per foot: 4

CRI : 94.8

Peak Candela: 163



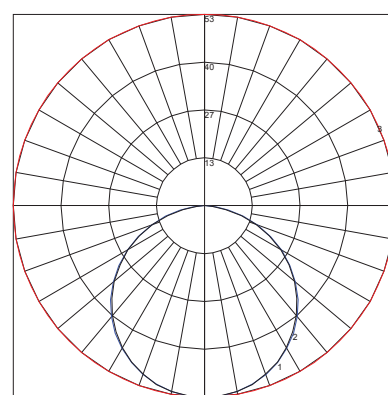
MOFETT WITH DIFFUSED LENS

Lumens per foot: 299.44

Watts per foot: 4

CRI : 95.4

Peak Candela: 111.34



MOFETT WITH OPAL LENS

Lumens per foot: 157.34

Watts per foot: 4

CRI : 97.6

Peak Candela: 53.14

