


The Tivoli logo is located in the top right corner. It features the word "tivoli" in a white, lowercase, sans-serif font. The letter "o" is replaced by a stylized circle with a yellow-to-green gradient.

Flexile**SM**



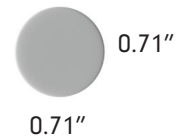
Project: \_\_\_\_\_ Type: \_\_\_\_\_

- Compare to traditional neon 360° lighted surface illuminates uniformly without any shadowing
- High luminous efficiency with LM80 report
- Easily bend to any shape with superior flexibility
- UV Stabilized with food-grade environmental silicone housing (no yellowing or cracking)
- Resistance to saline solutions, acids, alkali, and corrosive gases
- Low Voltage 24V DC

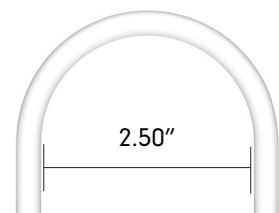


### Dimensions

Front Power Lead



Side Power Lead





## Order Specification Guide

PRODUCT CODE	PROFILE	POWER LEAD DIRECTION	LED COLOR	LENGTH	VOLTAGE
<b>FLX</b> FLX = Flexile 360° Light	<b>SM</b> SM = Small	<b>F</b> = Front <b>S</b> = Side	<b>23</b> = 2300K <b>27</b> = 2700K <b>30</b> = 3000K <b>35</b> = 3500K <b>40</b> = 4000K  <b>RD</b> = Red <b>GR</b> = Green <b>BL</b> = Blue <b>AM</b> = Amber	<b>024</b> = 2' (24") <b>048</b> = 4' (48") <b>096</b> = 8' (96") <b>195</b> = 16.25' (195")  <b>024</b> = 2' (23") <b>048</b> = 4' (48") <b>096</b> = 8' (96") <b>195</b> = 16.25' (194")	<b>24</b> = 24V DC

For custom cut lengths consult factory for lead time and MOQ

## Extra Lead Prep

### FLX-XEP

Extra lead wire for extended length.  
Sold per ft.

## Specifications

LED CCT	2300K	2700K	3000K	3500K	4000K
Lumens (lm/ft)	285	295	310	N/A	321
Efficacy (lm/W)	63.3	65.5	68.8	N/A	71
CRI	95				
Power Consumption (W/ft)	4.5				
Maximum Electrical Run	20'				
Maximum Mechanical Run	16.25'				
Cut Increments	1"				

LED Color	Red	Green	Blue	Amber
Lumens (lm/ft)	CF	CF	CF	CF
Efficacy (lm/W)	N/A	N/A	N/A	N/A
Power Consumption (W/ft)	4.5			
Maximum Electrical Run	20'			
Maximum Mechanical Run	16.25'			
Cut Increments	1.64"			

### Electrical

Dimming	TRIAC, ELV, MLV, 0-10V, DMX
Input Voltage	24V DC

### Physical

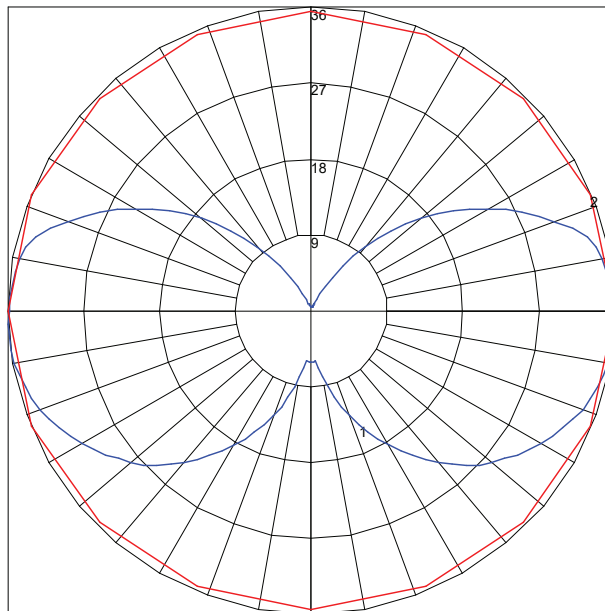
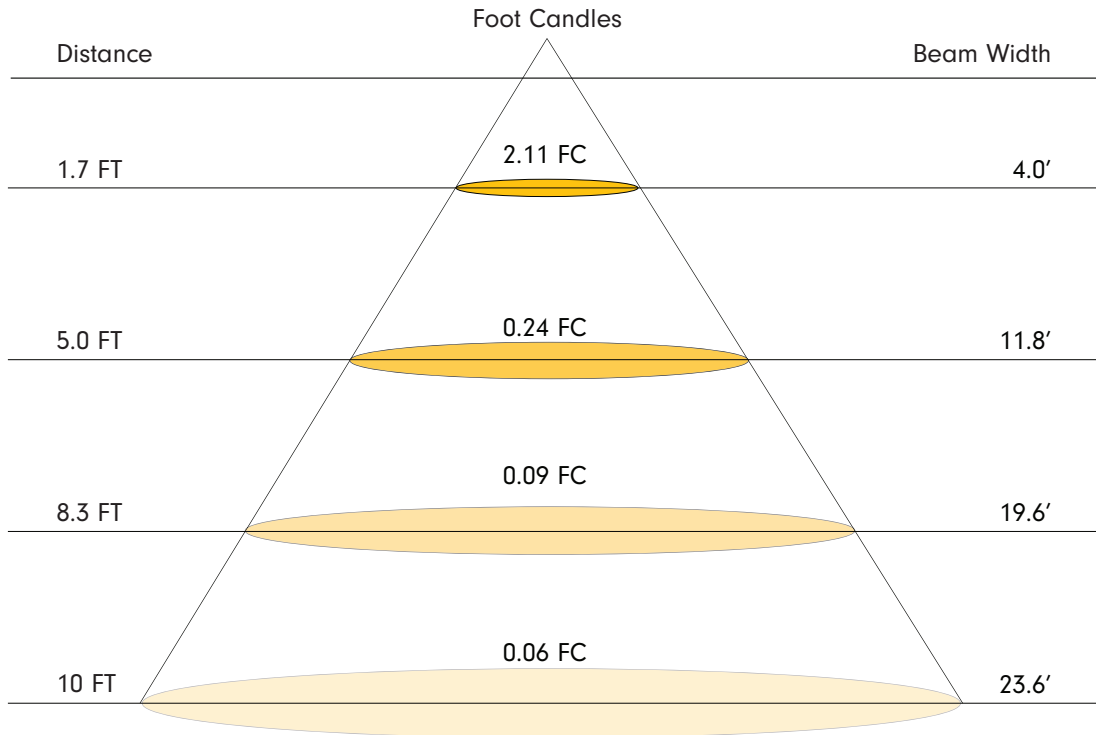
Beam Angle	360°
Dimensions (DIA) Flexile	0.71"
Bend Diameter	2.50"
Material (Flexile)	Flame, UV, Solvent, Saltwater Resistant Silicone
Storage Temperature	-0°C / -32°F ~ 60°C / 140°F
Working Temperature	-20°C / -68°F ~ 55°C / 131°F

### Certification and Testing

Certification	cULus, CE, RoHS, IK08
Environment	Dry Location
Rated Hours (TM80)	70000 hrs.
Warranty	3 Years

Photometrics

Note: Data is based on 3000K



Maximum Candela = 35.9 Located At Horizontal Angle = 0, Vertical Angle = 85  
 # 1 - Vertical Plane Through Horizontal Angles (0 - 180) (Through Max. Cd.)  
 # 2 - Horizontal Cone Through Vertical Angle (85) (Through Max. Cd.)

Mounting Options



**FLX-SM-CL-CLIP**  
PC clip closed 1  
Mount spacing 15"  
sold each



**FLX-SM-CL-CHAN**  
PC channel closed 6.5  
sold each



**FLX-SM-OP-CLIP**  
PC clip open 2.36"  
Mounting spacing 15"  
\*sold each



**FLX-SM-OP-CHAN**  
PC channel open 6.5'  
\*sold each



**FLX-SM-PUK-X-XX-XX**  
**X = 3** (3 ring), **4** (4 ring)  
**XX = 4.5** (4.5"), **6.0** (5.9"), **7.0** (6.9")  
**XX = BK** (black), **WH** (white)  
twist-to-close feature fits SM  
Flexile with multiple diameters.  
2 power feed holes



**FLX-SM-NODE-X-XX**  
**X = 1** (1 stack), **2** (2 stack)  
**XX = BK** (black), **WH** (white)  
twist-to-close feature fits SM  
Flexile, with 1 power feed hole

\*Not for horizontal overhead application

Power Supplies - Indoor & Outdoor Cont.

**INFINITY - MLV / ELV / 0-10V / PWM / TRIAC DIMMING**

DESCRIPTION	CAT NO	APPLICATION	PRIMARY VOLTAGE	SECONDARY VOLTAGE	CIRCUIT BREAKERS	MIN LOAD	MAX LOAD	CIRCUIT CAPACITY
Infinity Series Class 2 Transformer	INF-J-30-1-1.3-24	Indoor / Outdoor	100 - 277V AC	24V DC	1	3W	30W	1.3A
	INF-J-60-1-2.5-24				1	6W	60W	2.5A
	INF-J-96-1-4-24				1	9W	96W	4A
	INF-J-192-2-4-24				2	2x9W	2x96W	2x4A
	INF-J-288-3-4-24				3	3x9W	3x96W	3x4A

Power Supplies - Indoor Only

**ADUL - NON DIMMING**

DESCRIPTION	CAT NO	APPLICATION	PRIMARY VOLTAGE	SECONDARY VOLTAGE	CIRCUIT BREAKERS	MAX LOAD	CIRCUIT CAPACITY
ADUL Series Class 2 Transformer	ADUL-120-1-4-24-D	Indoor / Damp	100-277V AC 50/60 HZ	24V DC	1	96W	4A
	ADUL-240-2-4-24-D				2	2x96W	2x4A
	ADUL-320-3-4-24-D				3	3x96W	3x4A

**ADUL - 0-10V DIMMING**

DESCRIPTION	CAT NO	APPLICATION	PRIMARY VOLTAGE	SECONDARY VOLTAGE	CIRCUIT BREAKERS	MAX LOAD	CIRCUIT CAPACITY
ADUL Series Class 2 Transformer	ADUL-120-1-4-24-DOT	Indoor / Damp	100-277V AC 50/60 HZ	24V DC	1	96W	4A
	ADUL-240-2-4-24-DOT				2	2x96W	2x4A
	ADUL-320-3-4-24-DOT				3	3x96W	3x4A

**ADUL - DMX SUB CONTROLLER (Single Address)**

DESCRIPTION	CAT NO	APPLICATION	PRIMARY VOLTAGE	SECONDARY VOLTAGE	CIRCUIT BREAKERS	MAX LOAD	CIRCUIT CAPACITY
ADUL Series Class 2 Transformer	ADUL-120-1-4-24-DIN	Indoor / Damp	100-277V AC 50/60 Hz	24V DC	1	96W	4A
	ADUL-240-2-4-24-DIN				2	2x96W	2x4A
	ADUL-320-3-4-24-DIN				3	3x96W	3x4A

**ADUL - DMX SUB CONTROLLER (Multi Address)**

DESCRIPTION	CAT NO	APPLICATION	PRIMARY VOLTAGE	SECONDARY VOLTAGE	CIRCUIT BREAKERS	MAX LOAD	CIRCUIT CAPACITY
ADUL Series Class 2 Transformer	ADUL-240-2-4-24-DIN-2	Indoor / Damp	100-277V AC 50/60 Hz	24V DC	2	2x96W	2x4A
	ADUL-320-3-4-24-DIN-3				3	3x96W	3x4A