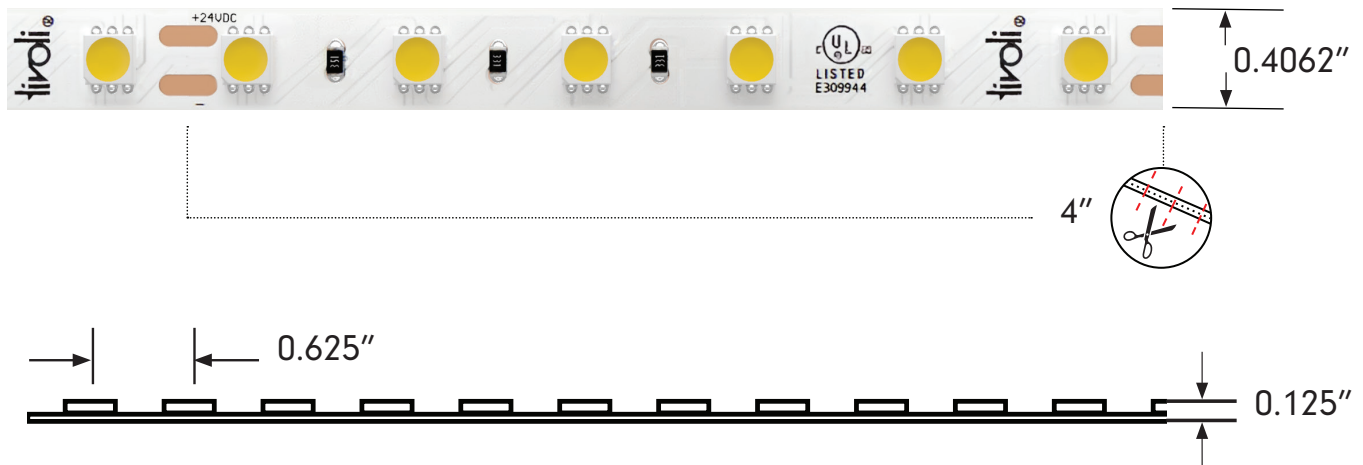




Project: \_\_\_\_\_ TYPE: \_\_\_\_\_

- Low bin tolerance with a 2 Step McAdam Elipse standard
- damp location suited with Tivoli's eXo Shield coating
- High CRI value
- Factory soldered leadwire option
- IP67 wet location available
- Multiple mounting channel options
- Large range of available Kelvin temperatures
- Low lead times
- Full roll ordering options with a quick connectors
- 5 Year warranty

Dimensions



## Order Guide

PRODUCT CODE	INTENSITY	INSTALL	LED COLOR	LENGTH	VOLTAGE
<b>TPLD</b>	<b>HO</b>	<b>I</b>			<b>24</b>
<b>TPLD</b> = TivoTape DEFINE	<b>HO</b> = High Output	<b>I</b> = Indoor	<b>22</b> = 2200K <b>24</b> = 2400K <b>27</b> = 2700K <b>30</b> = 3000K <b>35</b> = 3500K <b>40</b> = 4000K <b>50</b> = 5000K	<b>R</b> = * Full Roll (131 ft) <b>MR</b> = Maximum Run (21')	<b>24</b> = 24V DC

\*Leave blank if specifying run lengths. A layout/drawing must accompany each order showing run length and location

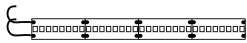
Note: Runs with LEAD-C are rounded **up** to next cut interval (unless otherwise specified)

Note: Runs with LEAD-D are rounded **down** to next cut interval (unless otherwise specified)

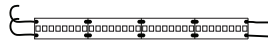
## Specification

Output (based on 3000K)							
Kelvin Temperature	2200K	2400K	2700K	3000K	3500K	4000K	5000K
Lumens/ft	306	315	383	393	400	404	412
Efficacy (Lm/W)	72	76	80	81	83	86	87
Color Rendering Index (CRI)	90+						
Electrical							
Input Voltage	24V DC						
Power Supply	Class 2						
Power Consumption W/ft	4.4W						
Maximum Run Length	21'						
Wire Size (End Prep)	18 AWG, 2 wire						
Dimming	MLV/ELV/0-10V/DMX						
Physical							
LED Package	5050						
LEDs/ft	18						
Adhesive	3M VHB Tape						
Copper Trace	3 Ounces						
Dimensions	0.4062 (10mm)						
Cut Increments	4"						
Operating Temperature	-40°F (-40°C) ~ +140°F (+60°C)						
Certification and Testing							
Certification	UL Listed						
Lumen Maintenance (L70) Hours	60,000						
Binning Tolerance	2 Step MacAdam Eclipse						
Environment	IP54 Damp Location, Conformally Coated						
Warranty	5 years						

**Power Leads and Jumpers (Installed by Tivoli's certified solderers)**



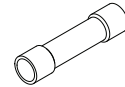
**TPL-I-LEAD-2-C**  
LEAD/END  
24" standard 2 conductor  
18AWG lead wire factory  
attached to one end of tape



**TPL-I-LEAD-2-D**  
LEAD/LEAD  
24" standard 2 conductor  
18AWG lead wire factory  
attached to both ends of tape



**TPL-I-XEP-2**  
EXTRA LEAD WIRE  
Additional factory attached  
18AWG lead 2 wire to extend  
lengths of LEAD-C and LEAD-D  
up to 20 ft. max  
Sold per foot



**TPL-I-CONN**  
18-22AWG BUTT CONNECTORS  
Used to interconnect factory  
attached lead wires.  
Sold individually.

**Snap Power Lead and Jumpers (For in-field connection)**



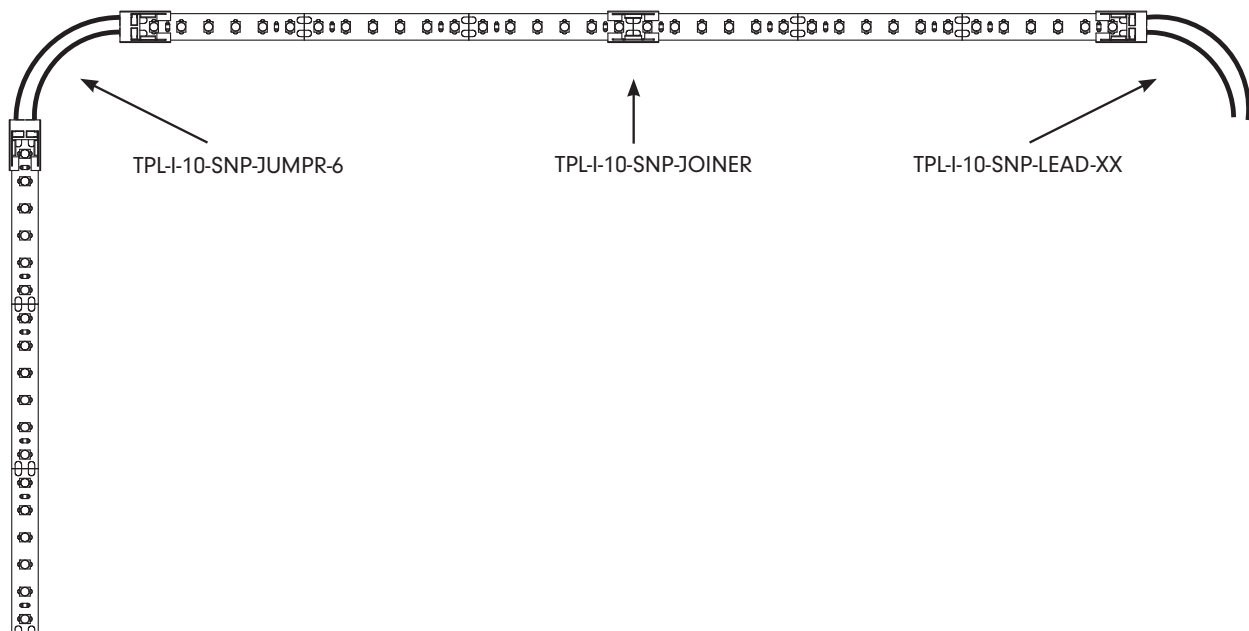
**TPL-I-10-SNP-LEAD-XX**  
**XX = 6 (6"), 60 (60")**  
2 conductor 20AWG lead wire  
field attached  
Sold 10pcs



**TPL-I-10-SNP-JUMPR-6**  
6" 2 conductor 20AWG jumper  
wire field attached  
Sold 10pcs

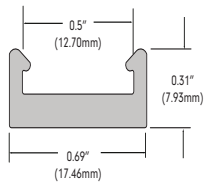


**TPL-I-10-SNP-JOINER**  
2 conductor joiner field  
attached  
Sold 10pcs

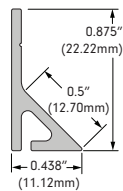


## Compatible Extrusions

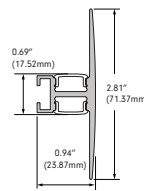
■ Fits 12mm Snap Connector



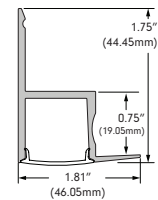
**MCHAN-8-LP**  
Low profile NO LENS OPTION  
clear polycarbonate, length 8'



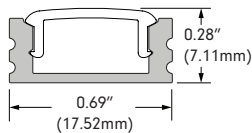
**TPL-I-45-MCH-8-S**  
White PVC, 45° NO LENS  
length 8'



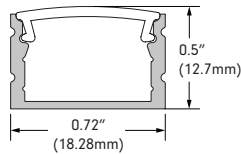
**DWAR-CHAN-SLV-6.5**  
Anodized Aluminum Extrusion,  
available in 6.5' lengths



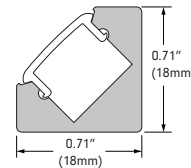
**EDGE-CHAN-SLV-6.5**  
Anodized Aluminum Extrusion,  
available in 6.5' lengths



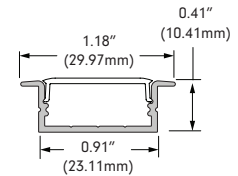
**MINI-CHAN-SLV-6.5**  
Anodized Aluminum Extrusion,  
available in 6.5' lengths



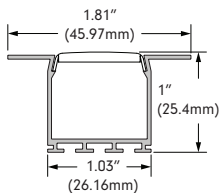
**MOFT-CHAN-SLV-6.5**  
Anodized Aluminum Extrusion,  
available in 6.5' lengths



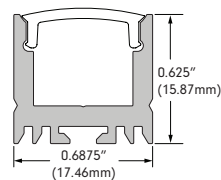
**DYER-CHAN-SLV-6.5**  
Anodized Aluminum Extrusion,  
available in 6.5' lengths



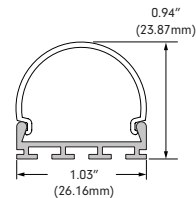
**WRNR-CHAN-SLV-6.5**  
Anodized Aluminum Extrusion,  
available in 6.5' lengths



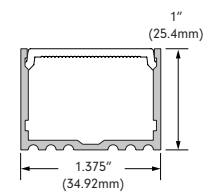
**NOYS-CHAN-SLV-6.5**  
Anodized Aluminum Extrusion,  
available in 6.5' lengths



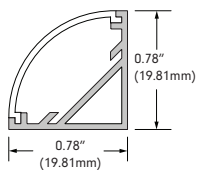
**VALN-CHAN-SLV-6.5**  
Anodized Aluminum Extrusion,  
available in 6.5' lengths



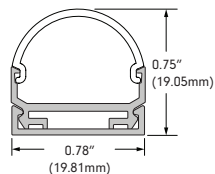
**DOME-CHAN-SLV-6.5**  
Anodized Aluminum Extrusion,  
available in 6.5' lengths



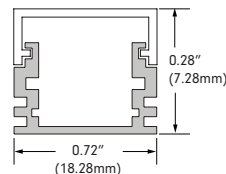
**ALTN-CHAN-SLV-6.5**  
Anodized Aluminum Extrusion,  
available in 6.5' lengths



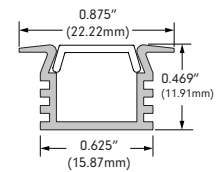
**MRSL-CHAN-SLV-6.5**  
Anodized aluminum extrusion  
available in 6.5' length



**HRIZ-CHAN-SLV-6.5**  
Anodized aluminum extrusion  
available in 6.5' length

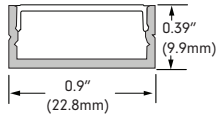


**ASTR-CHAN-SLV-6.5**  
Anodized aluminum extrusion  
available in 6.5' length

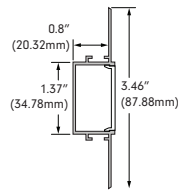


**EDIN-CHAN-SLV-6.5**  
Anodized Aluminum Extrusion,  
available in 6.5' lengths

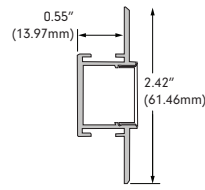
## Compatible Extrusions



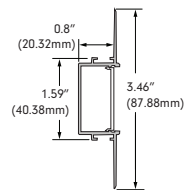
**COTA-CHAN-SLV-6.5**  
Anodized Aluminum Extrusion,  
available in 6.5' lengths



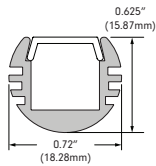
**CARU-CHAN-SLV-6.5**  
Anodized aluminum extrusion,  
available in 6.5' lengths



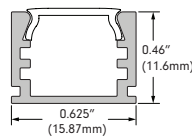
**HAYS-CHAN-SLV-6.5**  
Anodized Aluminum Extrusion,  
available in 6.5' lengths



**GLOR-CHAN-XXX-6.5**  
Anodized Aluminum Bendable  
Extrusion,  
available in 6.5' lengths



**NOVA-CHAN-SLV-6.5**  
Anodized Aluminum Extrusion,  
available in 6.5' lengths



**MOSR-CHAN-SLV-6.5**  
Anodized Aluminum Extrusion,  
available in 6.5' lengths

## In-Wall Controls



Touchscreen

**TVOQ-1-WH**  
White



Touchscreen

**TVOQ-10-XX-7**  
XX = BK (Black), WH (White)



Touchscreen

**TVOQ-2-BK**  
Black

## Power Supplies

### INFINITY - MLV / ELV / 0-10V / PWM / TRIAC

DESCRIPTION	CAT NO	APPLICATION	PRIMARY VOLTAGE	SECONDARY VOLTAGE	CIRCUIT BREAKERS	MAX LOAD	MIN LOAD	CIRCUIT CAPACITY
Infinity Series Class 2 Transformer	INF-J-30-1-1.3-24	Indoor / Outdoor	100 - 277V AC	24V DC	1	30W	3W	1.3A
	INF-J-60-1-2.5-24				1	60W	6W	2.5A
	INF-J-96-1-4-24				1	96W	9W	4A
	INF-J-192-2-4-24				2	2x96W	2x9W	2x4A
	INF-J-288-3-4-24				3	3x96W	3X9W	3x4A

### ER

DESCRIPTION	CAT NO	APPLICATION	PRIMARY VOLTAGE	SECONDARY VOLTAGE	CIRCUIT BREAKERS	MAX LOAD	CIRCUIT CAPACITY
ER Series Class 2	ER-80-1-3.3-24-D	Indoor / Outdoor	100-277V AC 50/60 Hz	24V DC	1	80W	3.3A
ER Series Class 2 0-10V Dimming	ERG-80-24-DIM1-10						

### ADUL/ADNM - NON DIMMING

DESCRIPTION	CAT NO	APPLICATION	PRIMARY VOLTAGE	SECONDARY VOLTAGE	CIRCUIT BREAKERS	MAX LOAD	CIRCUIT CAPACITY
ADUL/ADNM Series Class 2 Transformer	ADNM-90-1-4-24-D	Indoor/Outdoor	100-277V AC 50/60 HZ	24V DC	1	90W	3.75A
	ADUL-120-1-4-24-D	Indoor			1	96W	4A
	ADUL-240-2-4-24-D	Indoor			2	2x96W	2x4A
	ADUL-320-3-4-24-D	Indoor			3	3x96W	3x4A

### ADUL/ADNM - 0-10V DIMMING

DESCRIPTION	CAT NO	APPLICATION	PRIMARY VOLTAGE	SECONDARY VOLTAGE	CIRCUIT BREAKERS	MAX LOAD	CIRCUIT CAPACITY
ADUL/ADNM Series Class 2 Transformer	ADNM-90-1-4-24-DOT	Indoor/Outdoor	100-277V AC 50/60 HZ	24V DC	1	90W	3.75A
	ADUL-120-1-4-24-DOT	Indoor			1	96W	4A
	ADUL-240-2-4-24-DOT	Indoor			2	2x96W	2x4A
	ADUL-320-3-4-24-DOT	Indoor			3	3x96W	3x4A

### ADUL/ADNM - DMX SINGLE ADDRESS

DESCRIPTION	CAT NO	APPLICATION	PRIMARY VOLTAGE	SECONDARY VOLTAGE	CIRCUIT BREAKERS	MAX LOAD	CIRCUIT CAPACITY
ADUL/ADNM Series Class 2 Transformer	ADNM-90-1-4-24-DIN	Indoor/Outdoor	100-277V AC 50/60 Hz	24V DC	1	90W	3.75A
	ADUL-120-1-4-24-DIN	Indoor			1	96W	4A
	ADUL-240-2-4-24-DIN	Indoor			2	2x96W	2x4A
	ADUL-320-3-4-24-DIN	Indoor			3	3x96W	3x4A

## Power Supplies

### ADUL - DMX MULTI ADDRESS

DESCRIPTION	CAT NO	APPLICATION	PRIMARY VOLTAGE	SECONDARY VOLTAGE	CIRCUIT BREAKERS	MAX LOAD	CIRCUIT CAPACITY
ADUL Series Class 2 Transformer	ADUL-240-2-4-24-DIN-2	Indoor	100-277V AC 50/60 Hz	24V DC	2	2x96W	2x4A
	ADUL-320-3-4-24-DIN-3				3	3x96W	3x4A

### ADNM - DMX/DALI FLICKER-FREE FOR TV STUDIO

DESCRIPTION	CAT NO	APPLICATION	PRIMARY VOLTAGE	SECONDARY VOLTAGE	CIRCUIT BREAKERS	MAX LOAD	CIRCUIT CAPACITY
ADNM Series Class 2 Transformer	ADNM-120-1-4-24-DTV	Indoor / Outdoor	100-277V AC 50/60 HZ	24V DC	1	1x96W	1x4A
	ADNM-240-2-4-24-DTV				2	2x96W	2x4A
	ADNM-320-3-4-24-DTV				3	3x96W	3x4A

## Dimmers

### DIMMING - 0-10V

DESCRIPTION	CAT NO	APPLICATION	INPUT VOLTAGE	OUTPUT VOLTAGE	MAX LOAD
0-10V Dimmer	DIM-LD-010	Indoor	12V/24V DC	12V/24V DC	30 mA max. output (sink only)

### DIMMING -MLV

DESCRIPTION	CAT NO	APPLICATION	INPUT VOLTAGE	OUTPUT VOLTAGE	MAX LOAD
MLV Dimmer	N-600	Indoor	120V AC	120V AC	450W
	N-1000				800W
	N-1500				1200W
	D-600				450W
	M-600				450W
	M-1000				800W

### DIMMING - ELV

DESCRIPTION	CAT NO	APPLICATION	INPUT VOLTAGE	OUTPUT VOLTAGE	MAX LOAD
ELV Dimmer	ME-600	Indoor	120V AC	120V AC	450W
	DE-300				300W